



Place d'Aiguilles sur Une Horloge Analogique (E)


Nom: _____


Date: _____


Placer les aiguilles de l'horloge pour qu'elles montrent le temps indiqué.


1. 
12:00 PM


2. 
7:30 PM


3. 
11:00 PM


4. 
9:30 PM


5. 
5:00 AM


6. 
2:30 PM


7. 
8:00 AM

8. 
10:30 AM

9. 
5:30 PM

10. 
12:30 AM

11. 
7:00 AM

12. 
2:00 AM