













# Place d'Aiguilles sur Une Horloge Analogique (A)

Nom: \_\_\_\_\_

Date: \_\_\_\_\_

Placer les aiguilles de l'horloge pour qu'elles montrent le temps indiqué.


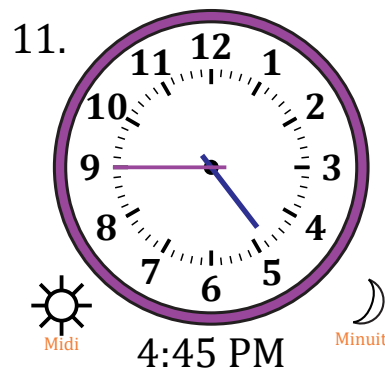
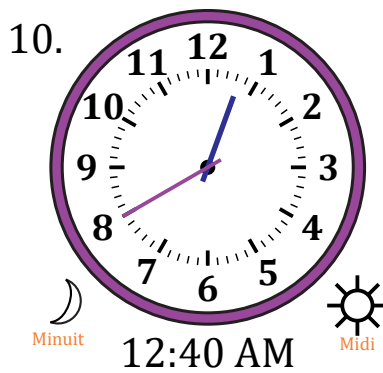






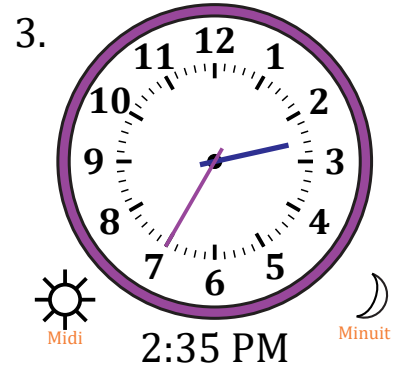
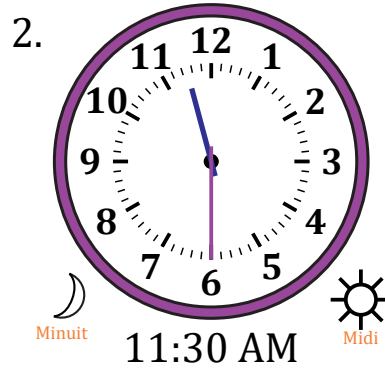



# Place d'Aiguilles sur Une Horloge Analogique (A) Solutions

Nom: \_\_\_\_\_

Date: \_\_\_\_\_

Placer les aiguilles de l'horloge pour qu'elles montrent le temps indiqué.










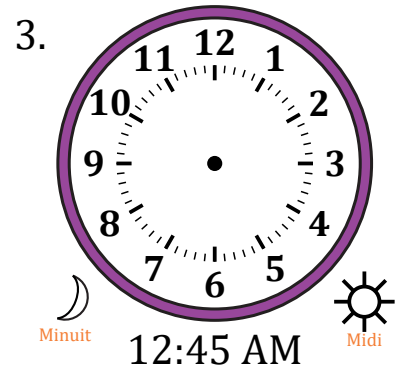




# Place d'Aiguilles sur Une Horloge Analogique (B)

Nom: \_\_\_\_\_

Date: \_\_\_\_\_

Placer les aiguilles de l'horloge pour qu'elles montrent le temps indiqué.

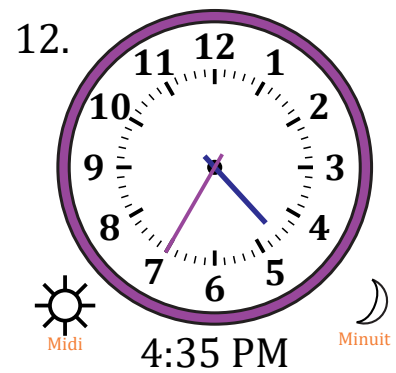
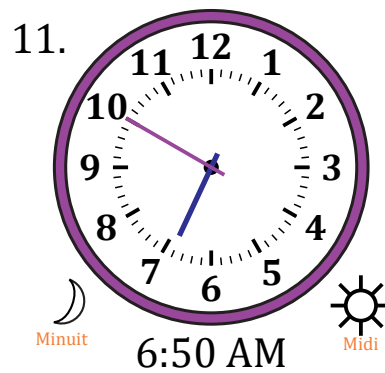







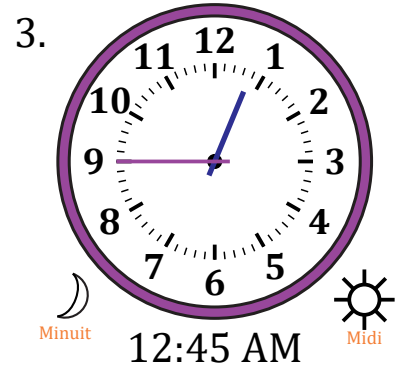
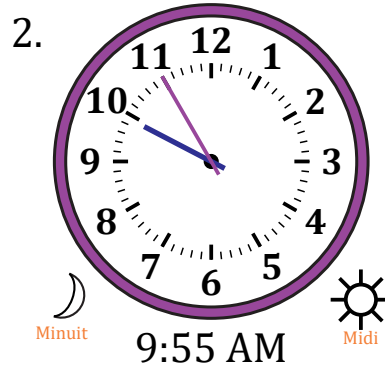



# Place d'Aiguilles sur Une Horloge Analogique (B) Solutions

Nom: \_\_\_\_\_

Date: \_\_\_\_\_

Placer les aiguilles de l'horloge pour qu'elles montrent le temps indiqué.















# Place d'Aiguilles sur Une Horloge Analogique (C)

Nom: \_\_\_\_\_

Date: \_\_\_\_\_

Placer les aiguilles de l'horloge pour qu'elles montrent le temps indiqué.

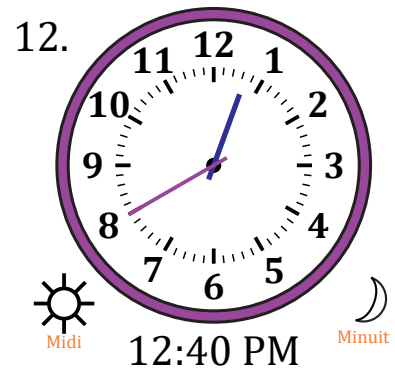


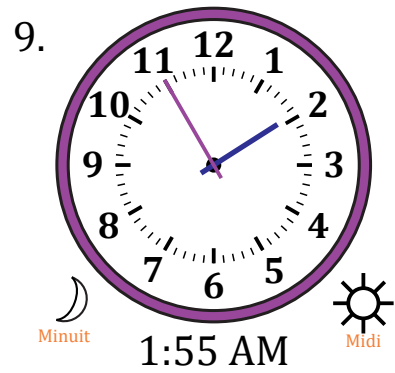





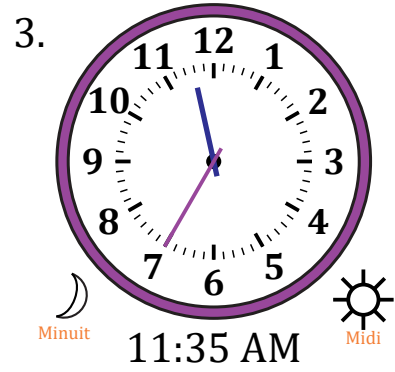




# Place d'Aiguilles sur Une Horloge Analogique (C) Solutions

Nom: \_\_\_\_\_

Date: \_\_\_\_\_

Placer les aiguilles de l'horloge pour qu'elles montrent le temps indiqué.









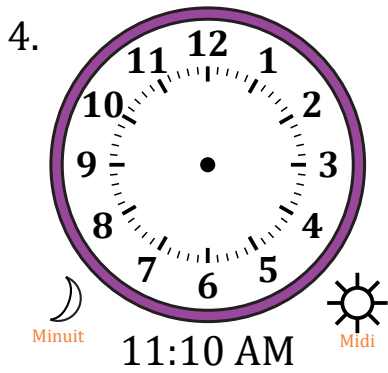





# Place d'Aiguilles sur Une Horloge Analogique (D)

Nom: \_\_\_\_\_

Date: \_\_\_\_\_

Placer les aiguilles de l'horloge pour qu'elles montrent le temps indiqué.

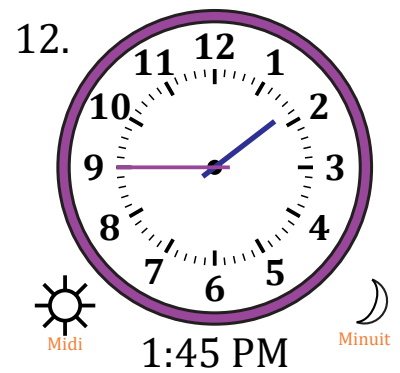




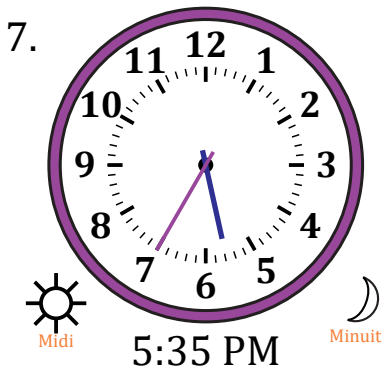
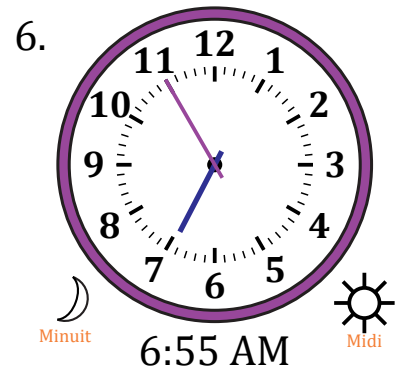

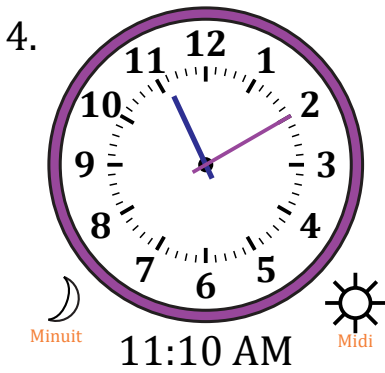
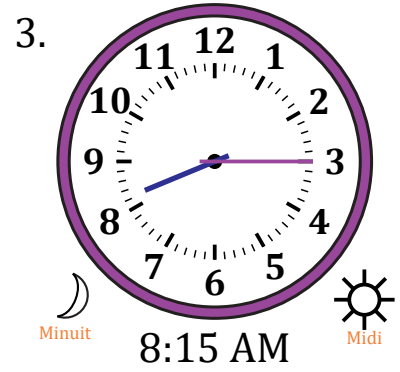

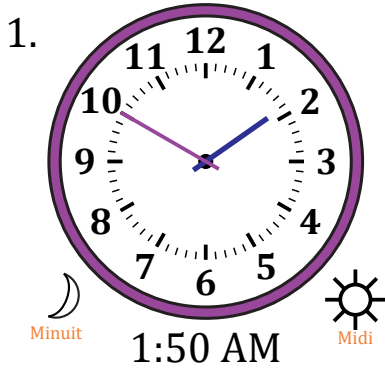


# Place d'Aiguilles sur Une Horloge Analogique (D) Solutions

Nom: \_\_\_\_\_

Date: \_\_\_\_\_

Placer les aiguilles de l'horloge pour qu'elles montrent le temps indiqué.

















# Place d'Aiguilles sur Une Horloge Analogique (E)

Nom: \_\_\_\_\_

Date: \_\_\_\_\_

Placer les aiguilles de l'horloge pour qu'elles montrent le temps indiqué.

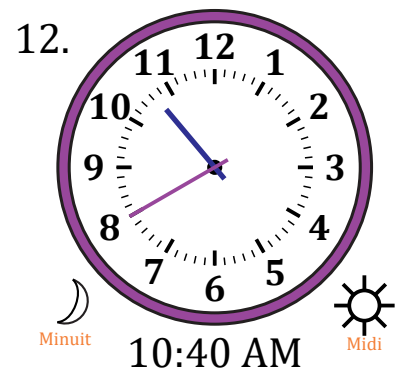
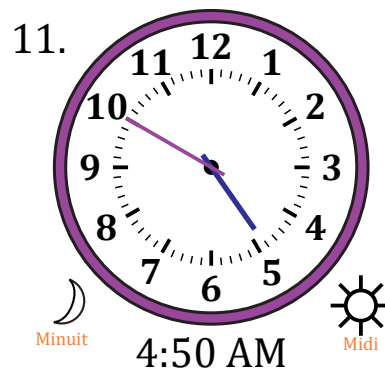






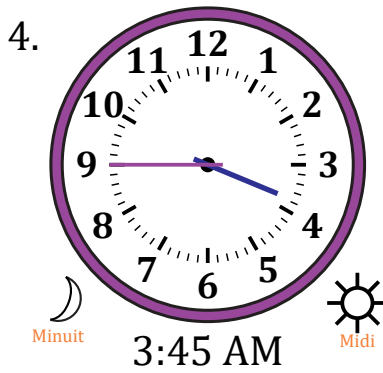
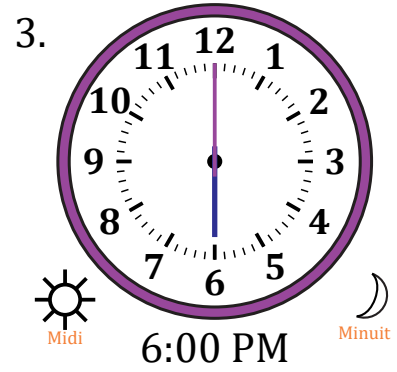
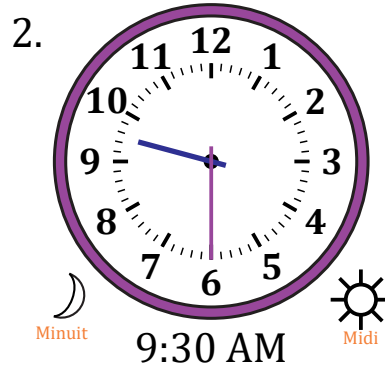



# Place d'Aiguilles sur Une Horloge Analogique (E) Solutions

Nom: \_\_\_\_\_

Date: \_\_\_\_\_

Placer les aiguilles de l'horloge pour qu'elles montrent le temps indiqué.















# Place d'Aiguilles sur Une Horloge Analogique (F)

Nom: \_\_\_\_\_

Date: \_\_\_\_\_

Placer les aiguilles de l'horloge pour qu'elles montrent le temps indiqué.



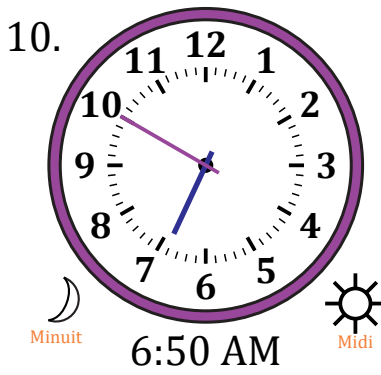




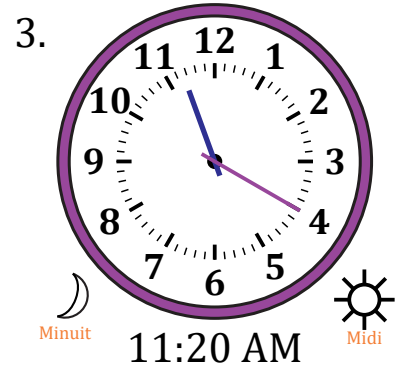

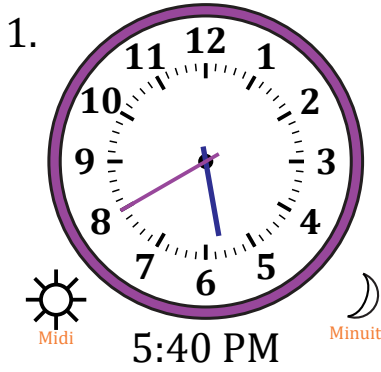


# Place d'Aiguilles sur Une Horloge Analogique (F) Solutions

Nom: \_\_\_\_\_

Date: \_\_\_\_\_

Placer les aiguilles de l'horloge pour qu'elles montrent le temps indiqué.





# Place d'Aiguilles sur Une Horloge Analogique (G)


Nom: \_\_\_\_\_


Date: \_\_\_\_\_


Placer les aiguilles de l'horloge pour qu'elles montrent le temps indiqué.


1.   
1:35 PM


2.   
12:40 AM


3.   
11:50 PM


4.   
10:30 AM


5.   
5:45 AM


6.   
7:55 PM


7.   
9:20 PM

8.   
9:25 AM

9.   
3:10 PM

10.   
5:15 PM

11.   
2:00 AM


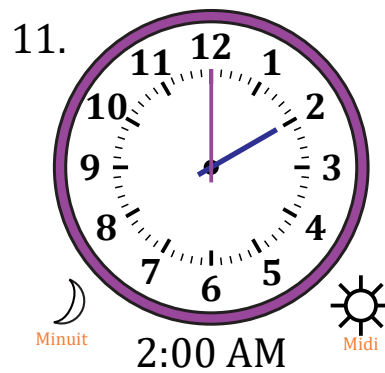





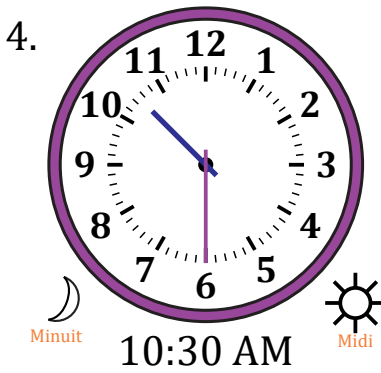
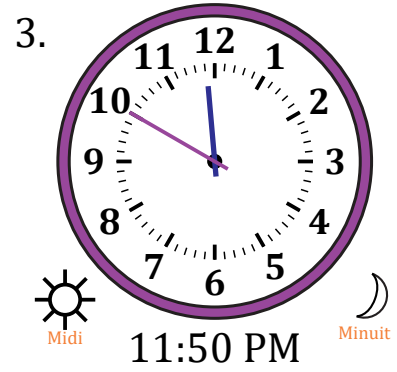
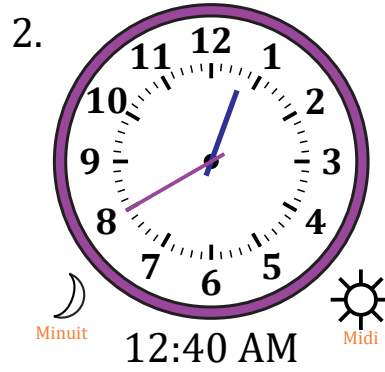
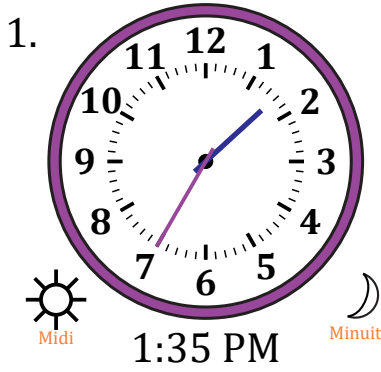
12.   
7:05 AM

# Place d'Aiguilles sur Une Horloge Analogique (G) Solutions

Nom: \_\_\_\_\_

Date: \_\_\_\_\_

Placer les aiguilles de l'horloge pour qu'elles montrent le temps indiqué.










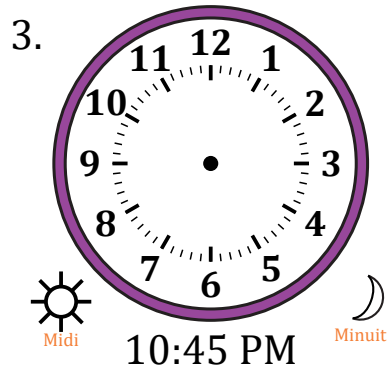
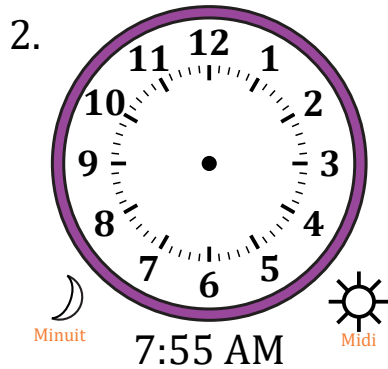



# Place d'Aiguilles sur Une Horloge Analogique (H)

Nom: \_\_\_\_\_

Date: \_\_\_\_\_

Placer les aiguilles de l'horloge pour qu'elles montrent le temps indiqué.





# Place d'Aiguilles sur Une Horloge Analogique (H) Solutions


Nom: \_\_\_\_\_


Date: \_\_\_\_\_


Placer les aiguilles de l'horloge pour qu'elles montrent le temps indiqué.


1.   
Midi Minuit  
1:15 PM


2.   
Minuit Midi  
7:55 AM


3.   
Midi Minuit  
10:45 PM


4.   
Minuit Midi  
12:20 AM


5.   
Minuit Midi  
9:40 AM


6.   
Midi Minuit  
3:00 PM

7.   
Midi Minuit  
8:35 PM

8.   
Midi Minuit  
5:10 PM

9.   
Minuit Midi  
2:50 AM

10.   
Minuit Midi  
5:25 AM

11.   
Minuit Midi  
11:30 AM

12.   
Midi Minuit  
6:05 PM







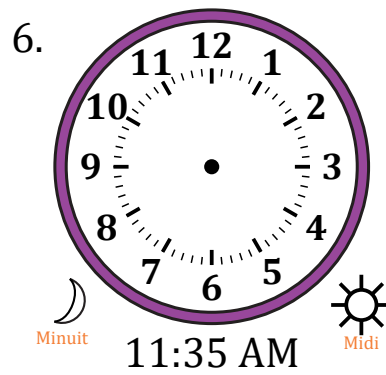







# Place d'Aiguilles sur Une Horloge Analogique (I)

Nom: \_\_\_\_\_

Date: \_\_\_\_\_

Placer les aiguilles de l'horloge pour qu'elles montrent le temps indiqué.





# Place d'Aiguilles sur Une Horloge Analogique (I) Solutions


Nom: \_\_\_\_\_


Date: \_\_\_\_\_


Placer les aiguilles de l'horloge pour qu'elles montrent le temps indiqué.


1.   
Midi Minuit  
3:25 PM


2.   
Minuit Midi  
3:40 AM


3.   
Midi Minuit  
4:05 PM


4.   
Midi Minuit  
6:55 PM


5.   
Minuit Midi  
12:30 AM


6.   
Minuit Midi  
11:35 AM


7.   
Midi Minuit  
12:20 PM

8.   
Minuit Midi  
8:10 AM

9.   
Midi Minuit  
11:00 PM

10.   
Midi Minuit  
8:45 PM

11.   
Minuit Midi  
5:50 AM



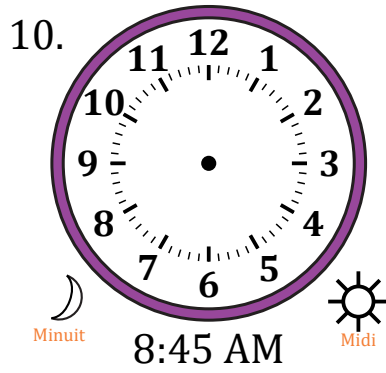









12.   
Minuit Midi  
6:15 AM

# Place d'Aiguilles sur Une Horloge Analogique (J)

Nom: \_\_\_\_\_

Date: \_\_\_\_\_

Placer les aiguilles de l'horloge pour qu'elles montrent le temps indiqué.



# Place d'Aiguilles sur Une Horloge Analogique (J) Solutions

Nom: \_\_\_\_\_

Date: \_\_\_\_\_

Placer les aiguilles de l'horloge pour qu'elles montrent le temps indiqué.

