













# Place d'Aiguilles sur Une Horloge Analogique (C)

Nom: \_\_\_\_\_

Date: \_\_\_\_\_

Placer les aiguilles de l'horloge pour qu'elles montrent le temps indiqué.





# Place d'Aiguilles sur Une Horloge Analogique (C) Solutions


Nom: \_\_\_\_\_


Date: \_\_\_\_\_


Placer les aiguilles de l'horloge pour qu'elles montrent le temps indiqué.


1.   
Midi Minuit  
4:50 PM


2.   
Midi Minuit  
8:15 PM


3.   
Minuit Midi  
11:35 AM


4.   
Midi Minuit  
6:05 PM


5.   
Minuit Midi  
8:30 AM

6.   
Minuit Midi  
2:45 AM

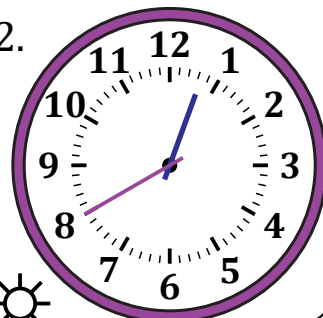
7.   
Minuit Midi  
6:00 AM

8.   
Midi Minuit  
2:10 PM

9.   
Minuit Midi  
1:55 AM

10.   
Midi Minuit  
10:20 PM

11.   
Minuit Midi  
4:25 AM

12.   
Midi Minuit  
12:40 PM