





# Rentrée Scolaire (A)

Coupez et collez le prochain objet qui devrait apparaître dans la suite.


1.



2.



3.





4.





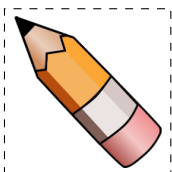

5.



6.




À découper




# Rentrée Scolaire (A) Réponses

Coupez et collez le prochain objet qui devrait apparaître dans la suite.


1.




2.




3.




4.



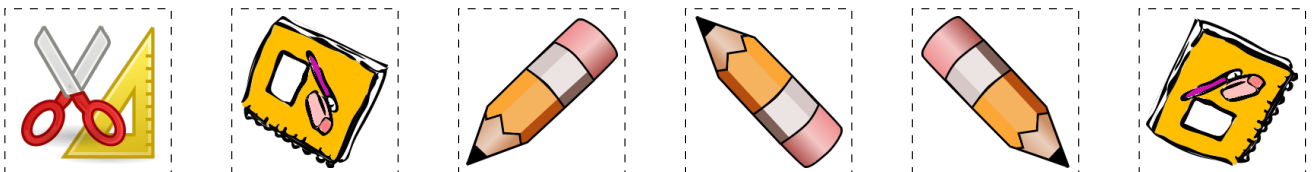
5.



6.



À découper



Images provenates de [openclipart.org](http://openclipart.org)

MathsLibres.com