

Pommes et Vers (E)

Coupez et collez le prochain objet qui devrait apparaître dans la suite.

1.



2.




3.




4.



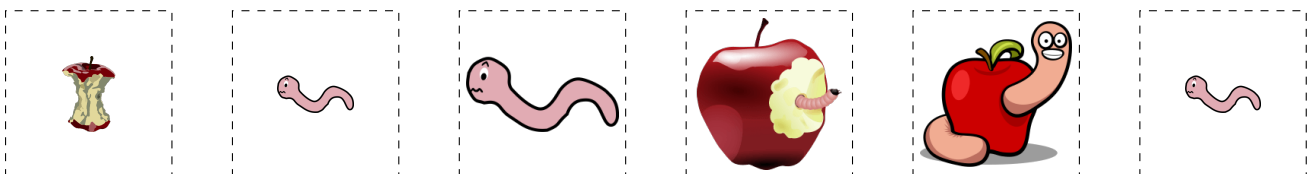
5.



6.



À découper




Images provenates de openclipart.org


Pommes et Vers (E) Réponses

Coupez et coller le prochain objet qui devrait apparaître dans la suite.

1.



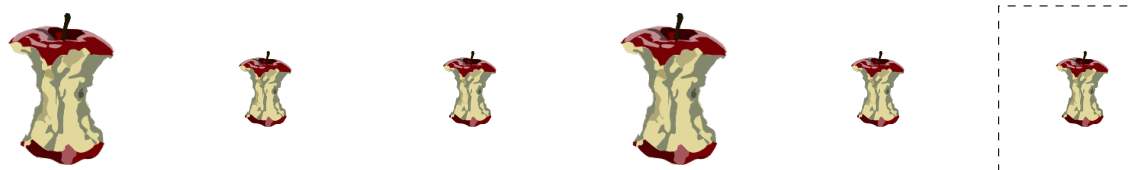
2.




3.



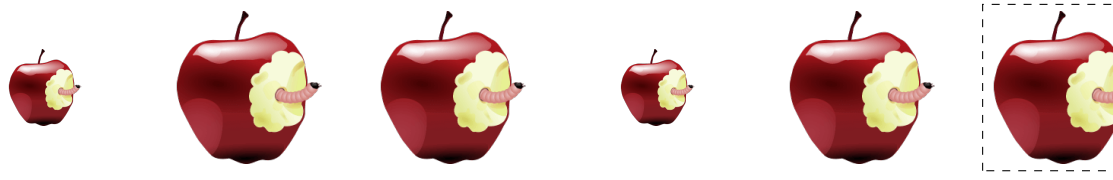
4.



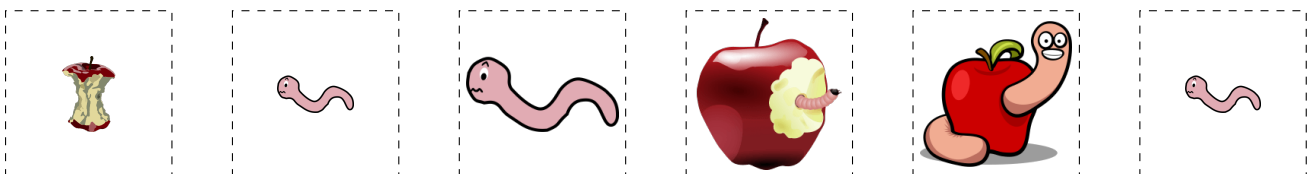
5.



6.



À découper



Images provenates de openclipart.org