


Fruits (D)

Coupez et collez le prochain objet qui devrait apparaître dans la suite.

1.



2.



3.



4.







5.



6.



À découper



Images provenates de openclipart.org


Fruits (D) Réponses

Coupez et coller le prochain objet qui devrait apparaître dans la suite.


1.



2.



3.




4.



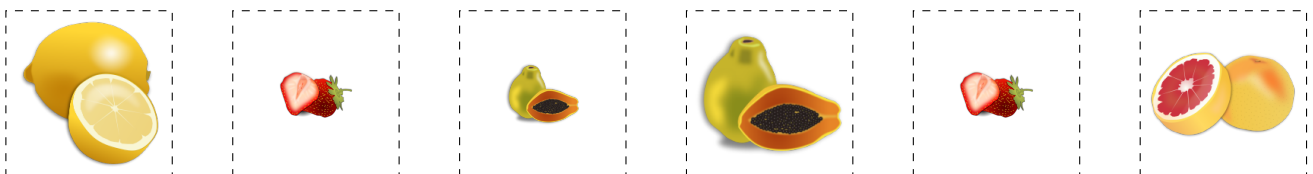
5.



6.



À découper



Images provenates de openclipart.org