


Fruits (I)

Coupez et coller le prochain objet qui devrait apparaitre dans la suite.

1.




2.




3.




4.






5.



6.



À découper




Images provenates de openclipart.org


Fruits (I) Réponses

Coupez et collez le prochain objet qui devrait apparaître dans la suite.

1.



2.



3.



4.



5.



6.



À découper



Images provenates de openclipart.org