


Fruits (A)

Coupez et coller le prochain objet qui devrait apparaitre dans la suite.

1.



2.




3.



4.







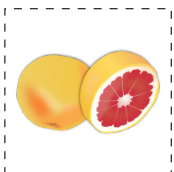
5.



6.



À découper






Images provenates de openclipart.org


Fruits (A) Réponses

Coupez et coller le prochain objet qui devrait apparaître dans la suite.

1.




2.




3.



4.



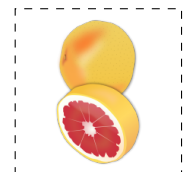




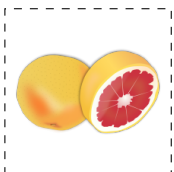
5.



6.



À découper



Images provenates de openclipart.org