

Fruits (G)

Coupez et collez le prochain objet qui devrait apparaître dans la suite.

1.



2.




3.




4.




5.



6.



À découper




Images provenates de openclipart.org


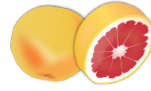

Fruits (G) Réponses

Coupez et coller le prochain objet qui devrait apparaître dans la suite.


1.



2.



3.



4.








5.



6.



À découper



Images provenates de openclipart.org