

Fruits (A)

Coupez et collez le prochain objet qui devrait apparaître dans la suite.

1.



2.




3.




4.





5.



6.



À découper




Images provenates de openclipart.org

Fruits (A) Réponses

Coupez et coller le prochain objet qui devrait apparaître dans la suite.

1.



2.



3.




4.






5.



6.



À découper



Images provenates de openclipart.org