

Fruits (B)

Coupez et coller le prochain objet qui devrait apparaitre dans la suite.

1.



2.




3.




4.






5.



6.



À découper



Images provenates de openclipart.org

Fruits (B) Réponses

Coupez et coller le prochain objet qui devrait apparaître dans la suite.


1.



2.



3.



4.




5.



6.



À découper



Images provenates de openclipart.org