



Feuilles d'Automne (G)

Coupez et collez le prochain objet qui devrait apparaître dans la suite.

1.



2.



3.




4.




5.



6.



À découper



Images provenates de openclipart.org


Feuilles d'Automne (G) Réponses

Coupez et collez le prochain objet qui devrait apparaître dans la suite.


1.




2.



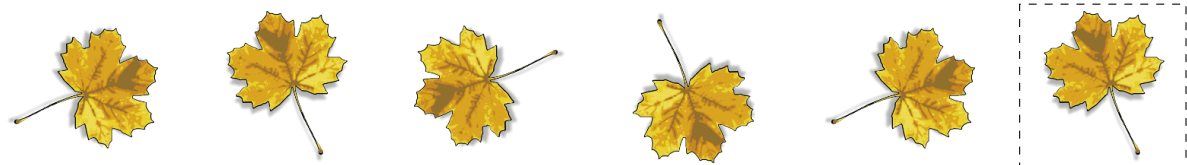
3.



4.




5.



6.



À découper



Images provenates de openclipart.org

MathsLibres.com