

# ADDITION DE PÂQUES (A)

Suivez le Lapin de Pâques jusqu'à son panier. Calculez chaque réponse tout au long du trajectoire.



$$\begin{array}{r} 47 \\ + 33 \\ \hline \square \end{array} \quad \dots \quad \begin{array}{r} 17 \\ + 25 \\ \hline \square \end{array} \quad \dots \quad \begin{array}{r} 45 \\ + 8 \\ \hline \square \end{array}$$

$$\begin{array}{r} 32 \\ + 28 \\ \hline \square \end{array} \quad \leftarrow \dots \quad \begin{array}{r} 36 \\ + 28 \\ \hline \square \end{array} \quad \leftarrow \dots \quad \begin{array}{r} 21 \\ + 41 \\ \hline \square \end{array} \quad \leftarrow \dots \quad \begin{array}{r} 14 \\ + 40 \\ \hline \square \end{array}$$

$$\begin{array}{r} 30 \\ + 29 \\ \hline \square \end{array} \quad \dots \quad \begin{array}{r} 33 \\ + 43 \\ \hline \square \end{array} \quad \dots \quad \begin{array}{r} 32 \\ + 31 \\ \hline \square \end{array} \quad \dots \quad \begin{array}{r} 48 \\ + 30 \\ \hline \square \end{array}$$

$$\begin{array}{r} 7 \\ + 32 \\ \hline \square \end{array} \quad \leftarrow \dots \quad \begin{array}{r} 42 \\ + 46 \\ \hline \square \end{array} \quad \leftarrow \dots \quad \begin{array}{r} 5 \\ + 19 \\ \hline \square \end{array} \quad \leftarrow \dots \quad \begin{array}{r} 27 \\ + 49 \\ \hline \square \end{array}$$

$$\begin{array}{r} 35 \\ + 25 \\ \hline \square \end{array} \quad \dots \quad \begin{array}{r} 40 \\ + 19 \\ \hline \square \end{array} \quad \dots \quad \begin{array}{r} 47 \\ + 25 \\ \hline \square \end{array} \quad \dots \quad \begin{array}{r} 8 \\ + 19 \\ \hline \square \end{array}$$

$$\begin{array}{r} 36 \\ + 3 \\ \hline \square \end{array} \quad \leftarrow \dots \quad \begin{array}{r} 1 \\ + 40 \\ \hline \square \end{array} \quad \leftarrow \dots \quad \begin{array}{r} 44 \\ + 38 \\ \hline \square \end{array} \quad \leftarrow \dots \quad \begin{array}{r} 29 \\ + 14 \\ \hline \square \end{array}$$

$$\begin{array}{r} 22 \\ + 1 \\ \hline \square \end{array} \quad \dots \quad \begin{array}{r} 4 \\ + 4 \\ \hline \square \end{array}$$



Vous l'avez fait!  
Résultats: \_\_\_ sur 25

# ADDITION DE PÂQUES (A) RÉPONSES

Suivez le Lapin de Pâques jusqu'à son panier. Calculez chaque réponse tout au long du trajectoire.



$$\begin{array}{r} 47 \\ + 33 \\ \hline \end{array}$$

80

$$\begin{array}{r} 17 \\ + 25 \\ \hline \end{array}$$

42

$$\begin{array}{r} 45 \\ + 8 \\ \hline \end{array}$$

53

$$\begin{array}{r} 32 \\ + 28 \\ \hline \end{array}$$

60

$$\begin{array}{r} 36 \\ + 28 \\ \hline \end{array}$$

64

$$\begin{array}{r} 21 \\ + 41 \\ \hline \end{array}$$

62

$$\begin{array}{r} 14 \\ + 40 \\ \hline \end{array}$$

54

$$\begin{array}{r} 30 \\ + 29 \\ \hline \end{array}$$

59

$$\begin{array}{r} 33 \\ + 43 \\ \hline \end{array}$$

76

$$\begin{array}{r} 32 \\ + 31 \\ \hline \end{array}$$

63

$$\begin{array}{r} 48 \\ + 30 \\ \hline \end{array}$$

78

$$\begin{array}{r} 7 \\ + 32 \\ \hline \end{array}$$

39

$$\begin{array}{r} 42 \\ + 46 \\ \hline \end{array}$$

88

$$\begin{array}{r} 5 \\ + 19 \\ \hline \end{array}$$

24

$$\begin{array}{r} 27 \\ + 49 \\ \hline \end{array}$$

76

$$\begin{array}{r} 35 \\ + 25 \\ \hline \end{array}$$

60

$$\begin{array}{r} 40 \\ + 19 \\ \hline \end{array}$$

59

$$\begin{array}{r} 47 \\ + 25 \\ \hline \end{array}$$

72

$$\begin{array}{r} 8 \\ + 19 \\ \hline \end{array}$$

27

$$\begin{array}{r} 36 \\ + 3 \\ \hline \end{array}$$

39

$$\begin{array}{r} 1 \\ + 40 \\ \hline \end{array}$$

41

$$\begin{array}{r} 44 \\ + 38 \\ \hline \end{array}$$

82

$$\begin{array}{r} 29 \\ + 14 \\ \hline \end{array}$$

43

$$\begin{array}{r} 22 \\ + 1 \\ \hline \end{array}$$

23

$$\begin{array}{r} 4 \\ + 4 \\ \hline \end{array}$$


8



Vous l'avez fait!  
Résultats: \_\_\_ sur 25

# ADDITION DE PÂQUES (B)

Suivez le Lapin de Pâques jusqu'à son panier. Calculez chaque réponse tout au long du trajectoire.



$$\begin{array}{r} 25 \\ + 32 \\ \hline \square \end{array} \rightarrow \begin{array}{r} 45 \\ + 26 \\ \hline \square \end{array} \rightarrow \begin{array}{r} 30 \\ + 37 \\ \hline \square \end{array}$$

$$\begin{array}{r} 25 \\ + 40 \\ \hline \square \end{array} \leftarrow \begin{array}{r} 14 \\ + 35 \\ \hline \square \end{array} \leftarrow \begin{array}{r} 3 \\ + 48 \\ \hline \square \end{array} \leftarrow \begin{array}{r} 9 \\ + 4 \\ \hline \square \end{array}$$

$$\begin{array}{r} 9 \\ + 39 \\ \hline \square \end{array} \rightarrow \begin{array}{r} 38 \\ + 48 \\ \hline \square \end{array} \rightarrow \begin{array}{r} 39 \\ + 47 \\ \hline \square \end{array} \rightarrow \begin{array}{r} 17 \\ + 49 \\ \hline \square \end{array}$$

$$\begin{array}{r} 11 \\ + 38 \\ \hline \square \end{array} \leftarrow \begin{array}{r} 14 \\ + 32 \\ \hline \square \end{array} \leftarrow \begin{array}{r} 6 \\ + 14 \\ \hline \square \end{array} \leftarrow \begin{array}{r} 42 \\ + 25 \\ \hline \square \end{array}$$

$$\begin{array}{r} 3 \\ + 43 \\ \hline \square \end{array} \rightarrow \begin{array}{r} 28 \\ + 13 \\ \hline \square \end{array} \rightarrow \begin{array}{r} 26 \\ + 49 \\ \hline \square \end{array} \rightarrow \begin{array}{r} 8 \\ + 34 \\ \hline \square \end{array}$$

$$\begin{array}{r} 26 \\ + 37 \\ \hline \square \end{array} \leftarrow \begin{array}{r} 49 \\ + 34 \\ \hline \square \end{array} \leftarrow \begin{array}{r} 36 \\ + 20 \\ \hline \square \end{array} \leftarrow \begin{array}{r} 29 \\ + 10 \\ \hline \square \end{array}$$


$$\begin{array}{r} 41 \\ + 42 \\ \hline \square \end{array} \rightarrow \begin{array}{r} 10 \\ + 44 \\ \hline \square \end{array}$$



Vous l'avez fait!  
Résultats: \_\_\_ sur 25

# ADDITION DE PÂQUES (B) RÉPONSES

Suivez le Lapin de Pâques jusqu'à son panier. Calculez chaque réponse tout au long du trajectoire.



$$\begin{array}{r} 25 \\ + 32 \\ \hline \end{array}$$

57

$$\begin{array}{r} 45 \\ + 26 \\ \hline \end{array}$$

71

$$\begin{array}{r} 30 \\ + 37 \\ \hline \end{array}$$

67

$$\begin{array}{r} 25 \\ + 40 \\ \hline \end{array}$$

65

$$\begin{array}{r} 14 \\ + 35 \\ \hline \end{array}$$

49

$$\begin{array}{r} 3 \\ + 48 \\ \hline \end{array}$$

51

$$\begin{array}{r} 9 \\ + 4 \\ \hline \end{array}$$

13

$$\begin{array}{r} 9 \\ + 39 \\ \hline \end{array}$$

48

$$\begin{array}{r} 38 \\ + 48 \\ \hline \end{array}$$

86

$$\begin{array}{r} 39 \\ + 47 \\ \hline \end{array}$$

86

$$\begin{array}{r} 17 \\ + 49 \\ \hline \end{array}$$

66

$$\begin{array}{r} 11 \\ + 38 \\ \hline \end{array}$$

49

$$\begin{array}{r} 14 \\ + 32 \\ \hline \end{array}$$

46

$$\begin{array}{r} 6 \\ + 14 \\ \hline \end{array}$$

20

$$\begin{array}{r} 42 \\ + 25 \\ \hline \end{array}$$

67

$$\begin{array}{r} 3 \\ + 43 \\ \hline \end{array}$$

46

$$\begin{array}{r} 28 \\ + 13 \\ \hline \end{array}$$

41

$$\begin{array}{r} 26 \\ + 49 \\ \hline \end{array}$$

75

$$\begin{array}{r} 8 \\ + 34 \\ \hline \end{array}$$

42

$$\begin{array}{r} 26 \\ + 37 \\ \hline \end{array}$$

63

$$\begin{array}{r} 49 \\ + 34 \\ \hline \end{array}$$

83

$$\begin{array}{r} 36 \\ + 20 \\ \hline \end{array}$$

56

$$\begin{array}{r} 29 \\ + 10 \\ \hline \end{array}$$

39

$$\begin{array}{r} 41 \\ + 42 \\ \hline \end{array}$$

83

$$\begin{array}{r} 10 \\ + 44 \\ \hline \end{array}$$

54



Vous l'avez fait!  
Résultats: \_\_\_ sur 25

# ADDITION DE PÂQUES (C)

Suivez le Lapin de Pâques jusqu'à son panier. Calculez chaque réponse tout au long du trajectoire.



$$\begin{array}{r} 9 \\ + 3 \\ \hline \end{array} \longrightarrow \begin{array}{r} 10 \\ + 10 \\ \hline \end{array} \longrightarrow \begin{array}{r} 41 \\ + 38 \\ \hline \end{array}$$

$$\begin{array}{r} 5 \\ + 4 \\ \hline \end{array} \longleftarrow \begin{array}{r} 14 \\ + 6 \\ \hline \end{array} \longleftarrow \begin{array}{r} 26 \\ + 1 \\ \hline \end{array} \longleftarrow \begin{array}{r} 48 \\ + 16 \\ \hline \end{array}$$

$$\begin{array}{r} 28 \\ + 22 \\ \hline \end{array} \longrightarrow \begin{array}{r} 8 \\ + 15 \\ \hline \end{array} \longrightarrow \begin{array}{r} 24 \\ + 15 \\ \hline \end{array} \longrightarrow \begin{array}{r} 1 \\ + 45 \\ \hline \end{array}$$

$$\begin{array}{r} 46 \\ + 15 \\ \hline \end{array} \longleftarrow \begin{array}{r} 9 \\ + 18 \\ \hline \end{array} \longleftarrow \begin{array}{r} 48 \\ + 41 \\ \hline \end{array} \longleftarrow \begin{array}{r} 31 \\ + 5 \\ \hline \end{array}$$

$$\begin{array}{r} 16 \\ + 13 \\ \hline \end{array} \longrightarrow \begin{array}{r} 27 \\ + 9 \\ \hline \end{array} \longrightarrow \begin{array}{r} 49 \\ + 34 \\ \hline \end{array} \longrightarrow \begin{array}{r} 7 \\ + 30 \\ \hline \end{array}$$

$$\begin{array}{r} 30 \\ + 9 \\ \hline \end{array} \longleftarrow \begin{array}{r} 30 \\ + 2 \\ \hline \end{array} \longleftarrow \begin{array}{r} 12 \\ + 44 \\ \hline \end{array} \longleftarrow \begin{array}{r} 16 \\ + 39 \\ \hline \end{array}$$

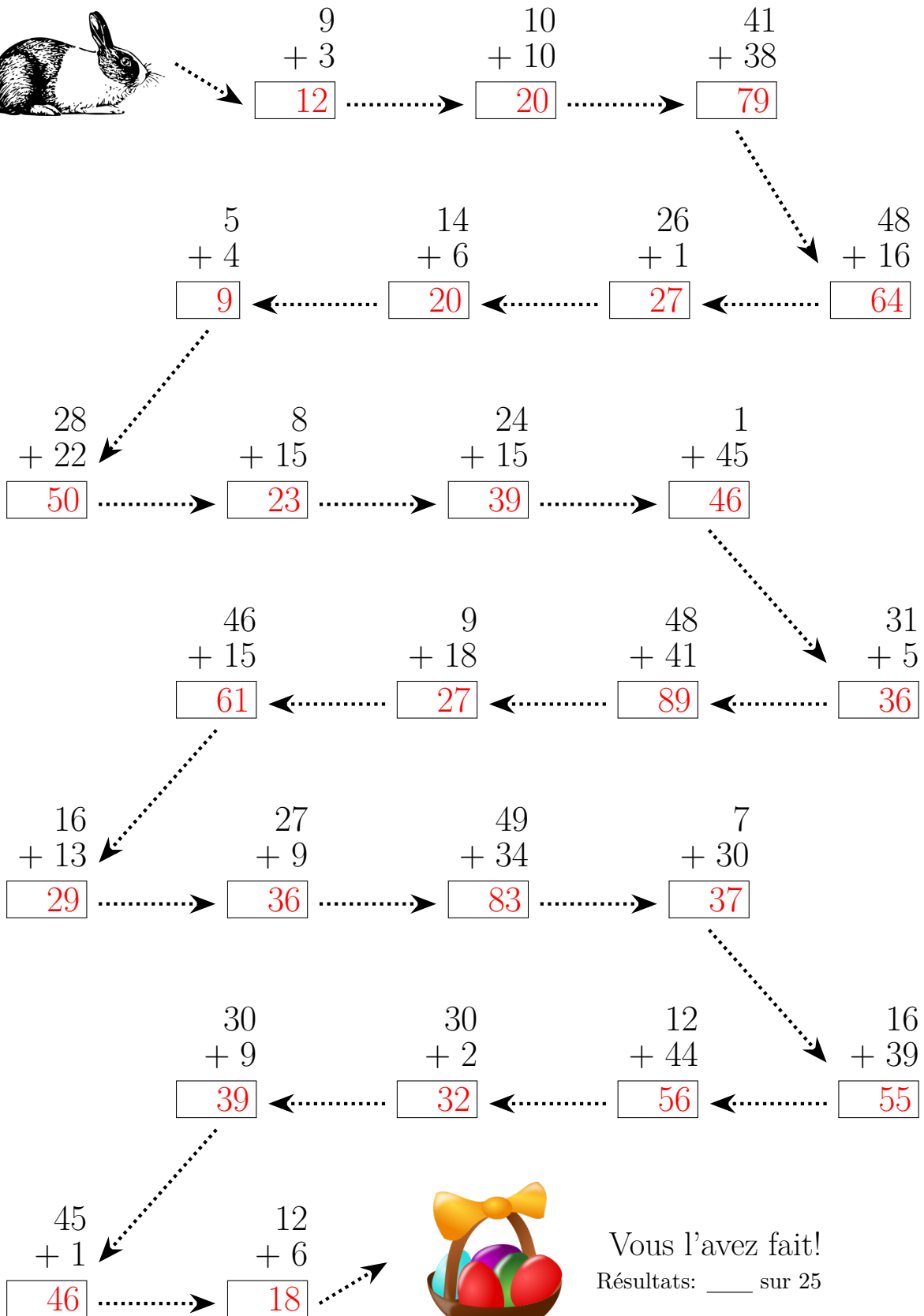
$$\begin{array}{r} 45 \\ + 1 \\ \hline \end{array} \longrightarrow \begin{array}{r} 12 \\ + 6 \\ \hline \end{array}$$



Vous l'avez fait!  
Résultats: \_\_\_ sur 25

# ADDITION DE PÂQUES (C) RÉPONSES


Suivez le Lapin de Pâques jusqu'à son panier. Calculez chaque réponse tout au long du trajectoire.



Vous l'avez fait!  
Résultats: \_\_\_\_ sur 25

# ADDITION DE PÂQUES (D)

Suivez le Lapin de Pâques jusqu'à son panier. Calculez chaque réponse tout au long du trajectoire.



$$\begin{array}{r} 1 \\ + 9 \\ \hline \end{array}$$

$$\begin{array}{r} 3 \\ + 30 \\ \hline \end{array}$$

$$\begin{array}{r} 44 \\ + 6 \\ \hline \end{array}$$

$$\begin{array}{r} 8 \\ + 33 \\ \hline \end{array}$$

$$\begin{array}{r} 39 \\ + 42 \\ \hline \end{array}$$

$$\begin{array}{r} 36 \\ + 38 \\ \hline \end{array}$$

$$\begin{array}{r} 5 \\ + 3 \\ \hline \end{array}$$

$$\begin{array}{r} 31 \\ + 39 \\ \hline \end{array}$$

$$\begin{array}{r} 15 \\ + 46 \\ \hline \end{array}$$

$$\begin{array}{r} 37 \\ + 8 \\ \hline \end{array}$$

$$\begin{array}{r} 48 \\ + 37 \\ \hline \end{array}$$

$$\begin{array}{r} 34 \\ + 6 \\ \hline \end{array}$$

$$\begin{array}{r} 14 \\ + 32 \\ \hline \end{array}$$

$$\begin{array}{r} 40 \\ + 31 \\ \hline \end{array}$$

$$\begin{array}{r} 17 \\ + 40 \\ \hline \end{array}$$

$$\begin{array}{r} 12 \\ + 16 \\ \hline \end{array}$$

$$\begin{array}{r} 29 \\ + 2 \\ \hline \end{array}$$

$$\begin{array}{r} 4 \\ + 40 \\ \hline \end{array}$$

$$\begin{array}{r} 4 \\ + 15 \\ \hline \end{array}$$

$$\begin{array}{r} 29 \\ + 8 \\ \hline \end{array}$$

$$\begin{array}{r} 47 \\ + 33 \\ \hline \end{array}$$

$$\begin{array}{r} 1 \\ + 5 \\ \hline \end{array}$$

$$\begin{array}{r} 47 \\ + 10 \\ \hline \end{array}$$

$$\begin{array}{r} 12 \\ + 45 \\ \hline \end{array}$$

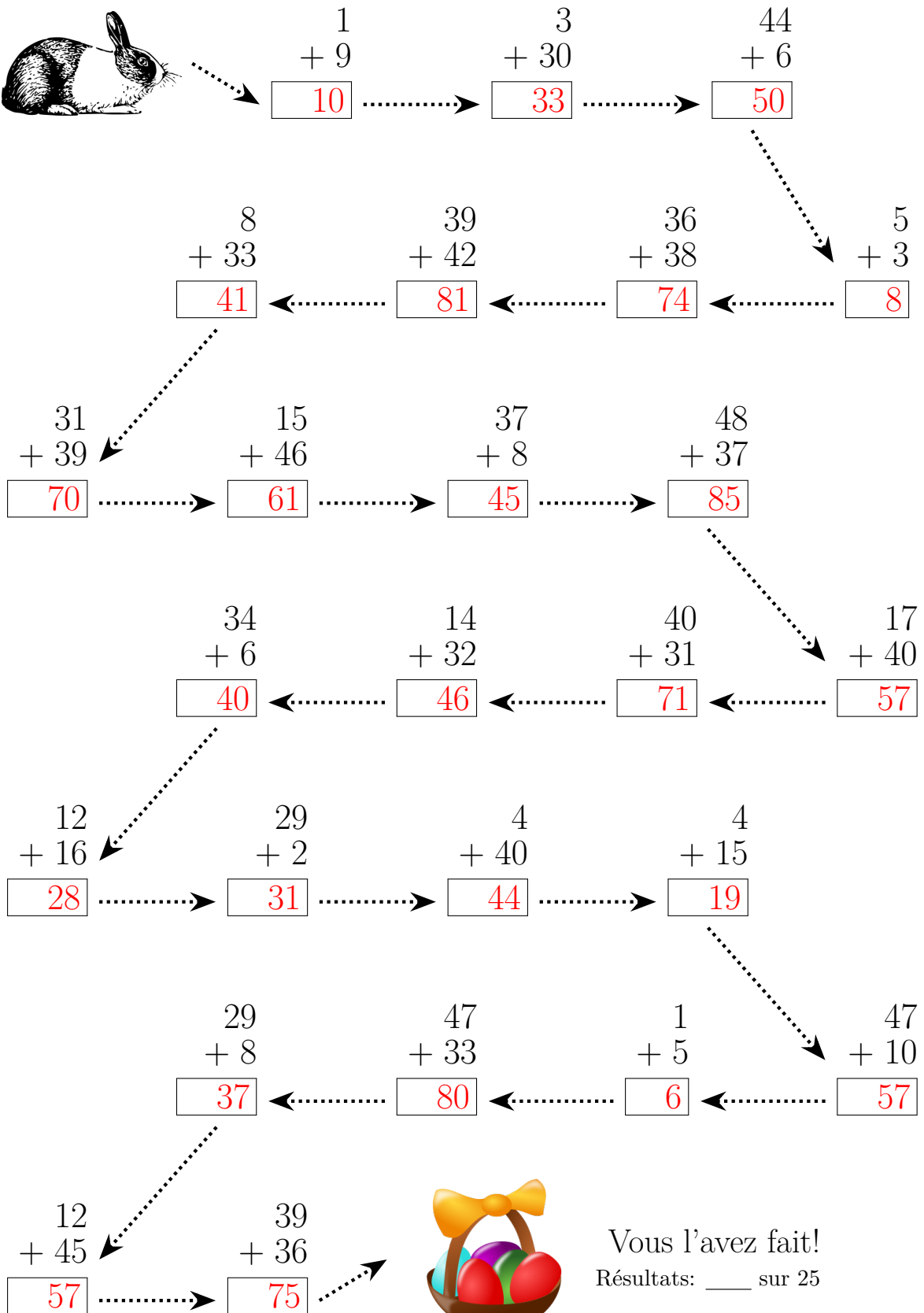

$$\begin{array}{r} 39 \\ + 36 \\ \hline \end{array}$$



Vous l'avez fait!  
Résultats: \_\_\_\_ sur 25

# ADDITION DE PÂQUES (D) RÉPONSES

Suivez le Lapin de Pâques jusqu'à son panier. Calculez chaque réponse tout au long du trajectoire.




Vous l'avez fait!  
Résultats: \_\_\_\_ sur 25



# ADDITION DE PÂQUES CE2

Suivez le Lapin de Pâques jusqu'à son panier. Calculez chaque réponse tout au long du trajectoire.



$$\begin{array}{r} 9 \\ + 35 \\ \hline \end{array}$$

$$\begin{array}{r} 22 \\ + 46 \\ \hline \end{array}$$

$$\begin{array}{r} 15 \\ + 10 \\ \hline \end{array}$$

$$\begin{array}{r} 7 \\ + 18 \\ \hline \end{array}$$

$$\begin{array}{r} 10 \\ + 13 \\ \hline \end{array}$$

$$\begin{array}{r} 37 \\ + 29 \\ \hline \end{array}$$

$$\begin{array}{r} 15 \\ + 47 \\ \hline \end{array}$$

$$\begin{array}{r} 40 \\ + 31 \\ \hline \end{array}$$

$$\begin{array}{r} 32 \\ + 41 \\ \hline \end{array}$$

$$\begin{array}{r} 43 \\ + 10 \\ \hline \end{array}$$

$$\begin{array}{r} 37 \\ + 14 \\ \hline \end{array}$$

$$\begin{array}{r} 24 \\ + 14 \\ \hline \end{array}$$

$$\begin{array}{r} 43 \\ + 37 \\ \hline \end{array}$$

$$\begin{array}{r} 16 \\ + 24 \\ \hline \end{array}$$

$$\begin{array}{r} 11 \\ + 4 \\ \hline \end{array}$$

$$\begin{array}{r} 39 \\ + 5 \\ \hline \end{array}$$

$$\begin{array}{r} 34 \\ + 40 \\ \hline \end{array}$$

$$\begin{array}{r} 2 \\ + 10 \\ \hline \end{array}$$

$$\begin{array}{r} 36 \\ + 7 \\ \hline \end{array}$$

$$\begin{array}{r} 37 \\ + 24 \\ \hline \end{array}$$

$$\begin{array}{r} 37 \\ + 49 \\ \hline \end{array}$$

$$\begin{array}{r} 36 \\ + 32 \\ \hline \end{array}$$

$$\begin{array}{r} 21 \\ + 10 \\ \hline \end{array}$$

$$\begin{array}{r} 29 \\ + 40 \\ \hline \end{array}$$


$$\begin{array}{r} 31 \\ + 38 \\ \hline \end{array}$$



Vous l'avez fait!  
Résultats: \_\_\_ sur 25

# ADDITION DE PÂQUES (E) RÉPONSES

Suivez le Lapin de Pâques jusqu'à son panier. Calculez chaque réponse tout au long du trajectoire.



$$\begin{array}{r} 9 \\ + 35 \\ \hline \end{array}$$
 $\begin{array}{r} 22 \\ + 46 \\ \hline \end{array}$ 
 $\begin{array}{r} 15 \\ + 10 \\ \hline \end{array}$

44
68
25

$$\begin{array}{r} 7 \\ + 18 \\ \hline \end{array}$$
 $\begin{array}{r} 10 \\ + 13 \\ \hline \end{array}$ 
 $\begin{array}{r} 37 \\ + 29 \\ \hline \end{array}$ 
 $\begin{array}{r} 15 \\ + 47 \\ \hline \end{array}$

25
23
66
62

$$\begin{array}{r} 40 \\ + 31 \\ \hline \end{array}$$
 $\begin{array}{r} 32 \\ + 41 \\ \hline \end{array}$ 
 $\begin{array}{r} 43 \\ + 10 \\ \hline \end{array}$ 
 $\begin{array}{r} 37 \\ + 14 \\ \hline \end{array}$

71
73
53
51

$$\begin{array}{r} 24 \\ + 14 \\ \hline \end{array}$$
 $\begin{array}{r} 43 \\ + 37 \\ \hline \end{array}$ 
 $\begin{array}{r} 16 \\ + 24 \\ \hline \end{array}$ 
 $\begin{array}{r} 11 \\ + 4 \\ \hline \end{array}$

38
80
40
15

$$\begin{array}{r} 39 \\ + 5 \\ \hline \end{array}$$
 $\begin{array}{r} 34 \\ + 40 \\ \hline \end{array}$ 
 $\begin{array}{r} 2 \\ + 10 \\ \hline \end{array}$ 
 $\begin{array}{r} 36 \\ + 7 \\ \hline \end{array}$

44
74
12
43

$$\begin{array}{r} 37 \\ + 24 \\ \hline \end{array}$$
 $\begin{array}{r} 37 \\ + 49 \\ \hline \end{array}$ 
 $\begin{array}{r} 36 \\ + 32 \\ \hline \end{array}$ 
 $\begin{array}{r} 21 \\ + 10 \\ \hline \end{array}$

61
86
68
31


$$\begin{array}{r} 29 \\ + 40 \\ \hline \end{array}$$
 $\begin{array}{r} 31 \\ + 38 \\ \hline \end{array}$

69
69

Vous l'avez fait!  
 Résultats: \_\_\_ sur 25

# ADDITION DE PÂQUES (F)

Suivez le Lapin de Pâques jusqu'à son panier. Calculez chaque réponse tout au long du trajectoire.



$$\begin{array}{r} 25 \\ + 32 \\ \hline \end{array}$$

$$\begin{array}{r} 24 \\ + 22 \\ \hline \end{array}$$

$$\begin{array}{r} 29 \\ + 22 \\ \hline \end{array}$$

$$\begin{array}{r} 39 \\ + 37 \\ \hline \end{array}$$

$$\begin{array}{r} 14 \\ + 16 \\ \hline \end{array}$$

$$\begin{array}{r} 31 \\ + 19 \\ \hline \end{array}$$

$$\begin{array}{r} 33 \\ + 8 \\ \hline \end{array}$$

$$\begin{array}{r} 31 \\ + 24 \\ \hline \end{array}$$

$$\begin{array}{r} 42 \\ + 28 \\ \hline \end{array}$$

$$\begin{array}{r} 30 \\ + 30 \\ \hline \end{array}$$

$$\begin{array}{r} 42 \\ + 37 \\ \hline \end{array}$$

$$\begin{array}{r} 29 \\ + 49 \\ \hline \end{array}$$

$$\begin{array}{r} 15 \\ + 49 \\ \hline \end{array}$$

$$\begin{array}{r} 10 \\ + 29 \\ \hline \end{array}$$

$$\begin{array}{r} 21 \\ + 12 \\ \hline \end{array}$$

$$\begin{array}{r} 12 \\ + 27 \\ \hline \end{array}$$

$$\begin{array}{r} 29 \\ + 36 \\ \hline \end{array}$$

$$\begin{array}{r} 32 \\ + 33 \\ \hline \end{array}$$

$$\begin{array}{r} 12 \\ + 1 \\ \hline \end{array}$$

$$\begin{array}{r} 29 \\ + 26 \\ \hline \end{array}$$

$$\begin{array}{r} 31 \\ + 21 \\ \hline \end{array}$$

$$\begin{array}{r} 16 \\ + 34 \\ \hline \end{array}$$

$$\begin{array}{r} 30 \\ + 37 \\ \hline \end{array}$$

$$\begin{array}{r} 27 \\ + 11 \\ \hline \end{array}$$


$$\begin{array}{r} 46 \\ + 5 \\ \hline \end{array}$$



Vous l'avez fait!  
Résultats: \_\_\_ sur 25

# ADDITION DE PÂQUES (F) RÉPONSES

Suivez le Lapin de Pâques jusqu'à son panier. Calculez chaque réponse tout au long du trajectoire.



$$\begin{array}{r} 25 \\ + 32 \\ \hline \end{array}$$

57

$$\begin{array}{r} 24 \\ + 22 \\ \hline \end{array}$$

46

$$\begin{array}{r} 29 \\ + 22 \\ \hline \end{array}$$

51

$$\begin{array}{r} 39 \\ + 37 \\ \hline \end{array}$$

76

$$\begin{array}{r} 14 \\ + 16 \\ \hline \end{array}$$

30

$$\begin{array}{r} 31 \\ + 19 \\ \hline \end{array}$$

50

$$\begin{array}{r} 33 \\ + 8 \\ \hline \end{array}$$

41

$$\begin{array}{r} 31 \\ + 24 \\ \hline \end{array}$$

55

$$\begin{array}{r} 42 \\ + 28 \\ \hline \end{array}$$

70

$$\begin{array}{r} 30 \\ + 30 \\ \hline \end{array}$$

60

$$\begin{array}{r} 42 \\ + 37 \\ \hline \end{array}$$

79

$$\begin{array}{r} 29 \\ + 49 \\ \hline \end{array}$$

78

$$\begin{array}{r} 15 \\ + 49 \\ \hline \end{array}$$

64

$$\begin{array}{r} 10 \\ + 29 \\ \hline \end{array}$$

39

$$\begin{array}{r} 21 \\ + 12 \\ \hline \end{array}$$

33

$$\begin{array}{r} 12 \\ + 27 \\ \hline \end{array}$$

39

$$\begin{array}{r} 29 \\ + 36 \\ \hline \end{array}$$

65

$$\begin{array}{r} 32 \\ + 33 \\ \hline \end{array}$$

65

$$\begin{array}{r} 12 \\ + 1 \\ \hline \end{array}$$

13

$$\begin{array}{r} 29 \\ + 26 \\ \hline \end{array}$$

55

$$\begin{array}{r} 31 \\ + 21 \\ \hline \end{array}$$

52

$$\begin{array}{r} 16 \\ + 34 \\ \hline \end{array}$$

50

$$\begin{array}{r} 30 \\ + 37 \\ \hline \end{array}$$

67

$$\begin{array}{r} 27 \\ + 11 \\ \hline \end{array}$$

38

$$\begin{array}{r} 46 \\ + 5 \\ \hline \end{array}$$

51



Vous l'avez fait!  
Résultats: \_\_\_ sur 25

# ADDITION DE PÂQUES (6)

Suivez le Lapin de Pâques jusqu'à son panier. Calculez chaque réponse tout au long du trajectoire.



$$\begin{array}{r} 8 \\ + 34 \\ \hline \end{array}$$

$$\begin{array}{r} 13 \\ + 3 \\ \hline \end{array}$$

$$\begin{array}{r} 17 \\ + 18 \\ \hline \end{array}$$

$$\begin{array}{r} 32 \\ + 38 \\ \hline \end{array}$$

$$\begin{array}{r} 26 \\ + 13 \\ \hline \end{array}$$

$$\begin{array}{r} 44 \\ + 6 \\ \hline \end{array}$$

$$\begin{array}{r} 27 \\ + 11 \\ \hline \end{array}$$

$$\begin{array}{r} 8 \\ + 38 \\ \hline \end{array}$$

$$\begin{array}{r} 32 \\ + 33 \\ \hline \end{array}$$

$$\begin{array}{r} 6 \\ + 48 \\ \hline \end{array}$$

$$\begin{array}{r} 4 \\ + 11 \\ \hline \end{array}$$

$$\begin{array}{r} 19 \\ + 25 \\ \hline \end{array}$$

$$\begin{array}{r} 35 \\ + 15 \\ \hline \end{array}$$

$$\begin{array}{r} 18 \\ + 46 \\ \hline \end{array}$$

$$\begin{array}{r} 26 \\ + 34 \\ \hline \end{array}$$

$$\begin{array}{r} 30 \\ + 26 \\ \hline \end{array}$$

$$\begin{array}{r} 28 \\ + 21 \\ \hline \end{array}$$

$$\begin{array}{r} 24 \\ + 43 \\ \hline \end{array}$$

$$\begin{array}{r} 10 \\ + 31 \\ \hline \end{array}$$

$$\begin{array}{r} 21 \\ + 42 \\ \hline \end{array}$$

$$\begin{array}{r} 40 \\ + 48 \\ \hline \end{array}$$

$$\begin{array}{r} 48 \\ + 14 \\ \hline \end{array}$$

$$\begin{array}{r} 34 \\ + 5 \\ \hline \end{array}$$

$$\begin{array}{r} 44 \\ + 13 \\ \hline \end{array}$$

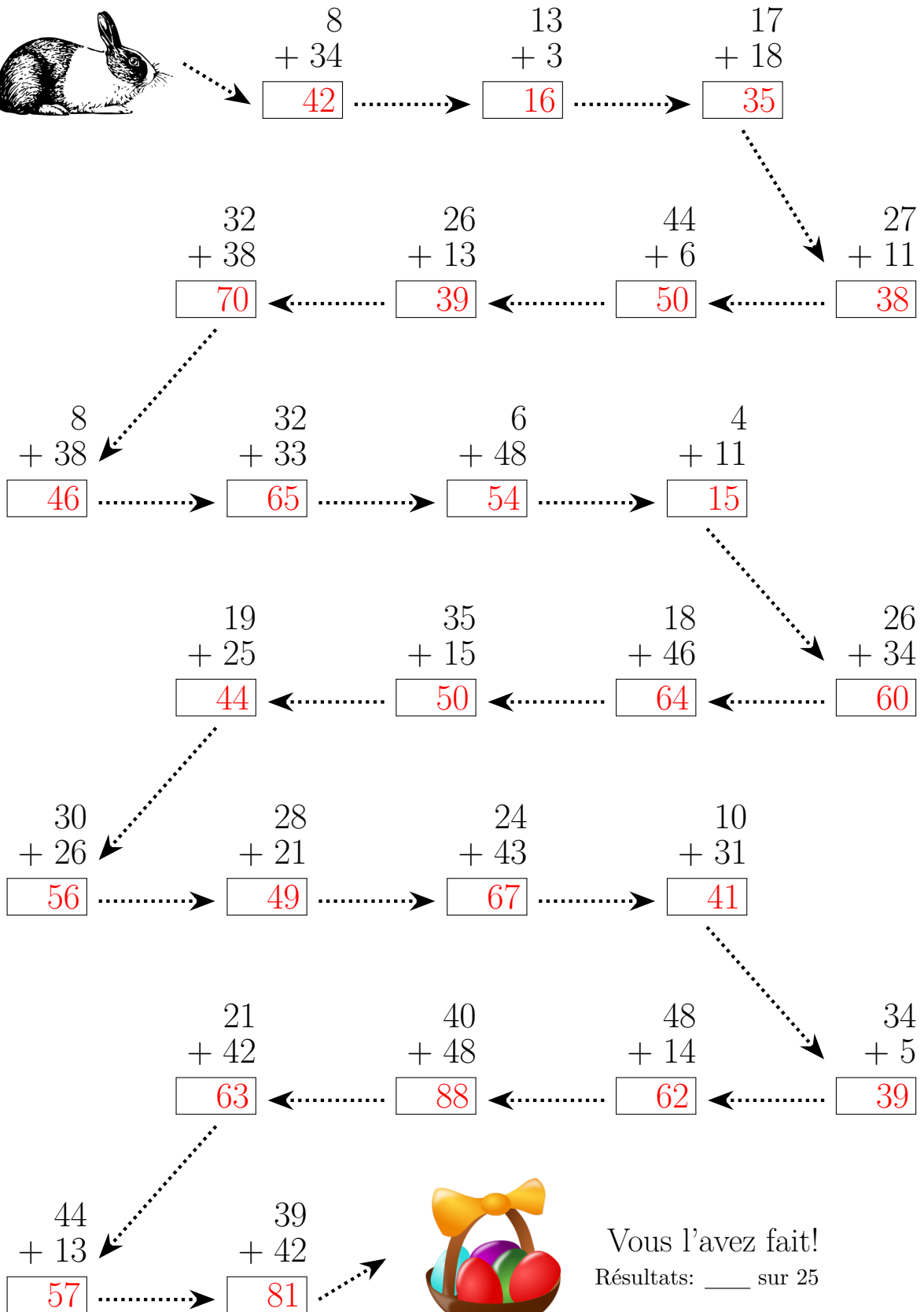
$$\begin{array}{r} 39 \\ + 42 \\ \hline \end{array}$$



Vous l'avez fait!  
Résultats: \_\_\_ sur 25

# ADDITION DE PÂQUES (G) RÉPONSES


Suivez le Lapin de Pâques jusqu'à son panier. Calculez chaque réponse tout au long du trajectoire.



Vous l'avez fait!  
Résultats: \_\_\_ sur 25

# ADDITION DE PÂQUES (4)

Suivez le Lapin de Pâques jusqu'à son panier. Calculez chaque réponse tout au long du trajectoire.



$$\begin{array}{r} 20 \\ + 20 \\ \hline \end{array}$$

$$\begin{array}{r} 42 \\ + 30 \\ \hline \end{array}$$

$$\begin{array}{r} 9 \\ + 16 \\ \hline \end{array}$$

$$\begin{array}{r} 40 \\ + 27 \\ \hline \end{array}$$

$$\begin{array}{r} 6 \\ + 14 \\ \hline \end{array}$$

$$\begin{array}{r} 12 \\ + 15 \\ \hline \end{array}$$

$$\begin{array}{r} 37 \\ + 8 \\ \hline \end{array}$$

$$\begin{array}{r} 38 \\ + 48 \\ \hline \end{array}$$

$$\begin{array}{r} 28 \\ + 5 \\ \hline \end{array}$$

$$\begin{array}{r} 4 \\ + 27 \\ \hline \end{array}$$

$$\begin{array}{r} 15 \\ + 29 \\ \hline \end{array}$$

$$\begin{array}{r} 27 \\ + 19 \\ \hline \end{array}$$

$$\begin{array}{r} 32 \\ + 30 \\ \hline \end{array}$$

$$\begin{array}{r} 12 \\ + 10 \\ \hline \end{array}$$

$$\begin{array}{r} 22 \\ + 9 \\ \hline \end{array}$$

$$\begin{array}{r} 48 \\ + 19 \\ \hline \end{array}$$

$$\begin{array}{r} 43 \\ + 46 \\ \hline \end{array}$$

$$\begin{array}{r} 11 \\ + 46 \\ \hline \end{array}$$

$$\begin{array}{r} 34 \\ + 27 \\ \hline \end{array}$$

$$\begin{array}{r} 25 \\ + 8 \\ \hline \end{array}$$

$$\begin{array}{r} 45 \\ + 6 \\ \hline \end{array}$$

$$\begin{array}{r} 10 \\ + 5 \\ \hline \end{array}$$

$$\begin{array}{r} 36 \\ + 43 \\ \hline \end{array}$$

$$\begin{array}{r} 24 \\ + 26 \\ \hline \end{array}$$

$$\begin{array}{r} 13 \\ + 30 \\ \hline \end{array}$$



Vous l'avez fait!  
Résultats: \_\_\_ sur 25

# ADDITION DE PÂQUES (1) RÉPONSES

Suivez le Lapin de Pâques jusqu'à son panier. Calculez chaque réponse tout au long du trajectoire.



$$\begin{array}{r} 20 \\ + 20 \\ \hline \end{array}$$

40

$$\begin{array}{r} 42 \\ + 30 \\ \hline \end{array}$$

72

$$\begin{array}{r} 9 \\ + 16 \\ \hline \end{array}$$

25

$$\begin{array}{r} 40 \\ + 27 \\ \hline \end{array}$$

67

$$\begin{array}{r} 6 \\ + 14 \\ \hline \end{array}$$

20

$$\begin{array}{r} 12 \\ + 15 \\ \hline \end{array}$$

27

$$\begin{array}{r} 37 \\ + 8 \\ \hline \end{array}$$

45

$$\begin{array}{r} 38 \\ + 48 \\ \hline \end{array}$$

86

$$\begin{array}{r} 28 \\ + 5 \\ \hline \end{array}$$

33

$$\begin{array}{r} 4 \\ + 27 \\ \hline \end{array}$$

31

$$\begin{array}{r} 15 \\ + 29 \\ \hline \end{array}$$

44

$$\begin{array}{r} 27 \\ + 19 \\ \hline \end{array}$$

46

$$\begin{array}{r} 32 \\ + 30 \\ \hline \end{array}$$

62

$$\begin{array}{r} 12 \\ + 10 \\ \hline \end{array}$$

22

$$\begin{array}{r} 22 \\ + 9 \\ \hline \end{array}$$

31

$$\begin{array}{r} 48 \\ + 19 \\ \hline \end{array}$$

67

$$\begin{array}{r} 43 \\ + 46 \\ \hline \end{array}$$

89

$$\begin{array}{r} 11 \\ + 46 \\ \hline \end{array}$$

57

$$\begin{array}{r} 34 \\ + 27 \\ \hline \end{array}$$

61

$$\begin{array}{r} 25 \\ + 8 \\ \hline \end{array}$$

33

$$\begin{array}{r} 45 \\ + 6 \\ \hline \end{array}$$

51

$$\begin{array}{r} 10 \\ + 5 \\ \hline \end{array}$$

15

$$\begin{array}{r} 36 \\ + 43 \\ \hline \end{array}$$

79

$$\begin{array}{r} 24 \\ + 26 \\ \hline \end{array}$$

50

$$\begin{array}{r} 13 \\ + 30 \\ \hline \end{array}$$

43



Vous l'avez fait!  
Résultats: \_\_\_ sur 25



# ADDITION DE PÂQUES 01

Suivez le Lapin de Pâques jusqu'à son panier. Calculez chaque réponse tout au long du trajectoire.



$$\begin{array}{r} 16 \\ + 17 \\ \hline \end{array}$$

$$\begin{array}{r} 7 \\ + 45 \\ \hline \end{array}$$

$$\begin{array}{r} 5 \\ + 31 \\ \hline \end{array}$$

$$\begin{array}{r} 17 \\ + 5 \\ \hline \end{array}$$

$$\begin{array}{r} 45 \\ + 47 \\ \hline \end{array}$$

$$\begin{array}{r} 38 \\ + 37 \\ \hline \end{array}$$

$$\begin{array}{r} 24 \\ + 35 \\ \hline \end{array}$$

$$\begin{array}{r} 10 \\ + 27 \\ \hline \end{array}$$

$$\begin{array}{r} 20 \\ + 9 \\ \hline \end{array}$$

$$\begin{array}{r} 29 \\ + 20 \\ \hline \end{array}$$

$$\begin{array}{r} 21 \\ + 39 \\ \hline \end{array}$$

$$\begin{array}{r} 46 \\ + 40 \\ \hline \end{array}$$

$$\begin{array}{r} 46 \\ + 43 \\ \hline \end{array}$$

$$\begin{array}{r} 33 \\ + 14 \\ \hline \end{array}$$

$$\begin{array}{r} 29 \\ + 27 \\ \hline \end{array}$$

$$\begin{array}{r} 24 \\ + 16 \\ \hline \end{array}$$

$$\begin{array}{r} 11 \\ + 47 \\ \hline \end{array}$$

$$\begin{array}{r} 5 \\ + 24 \\ \hline \end{array}$$

$$\begin{array}{r} 49 \\ + 21 \\ \hline \end{array}$$

$$\begin{array}{r} 37 \\ + 19 \\ \hline \end{array}$$

$$\begin{array}{r} 13 \\ + 36 \\ \hline \end{array}$$

$$\begin{array}{r} 47 \\ + 38 \\ \hline \end{array}$$

$$\begin{array}{r} 33 \\ + 21 \\ \hline \end{array}$$

$$\begin{array}{r} 17 \\ + 35 \\ \hline \end{array}$$

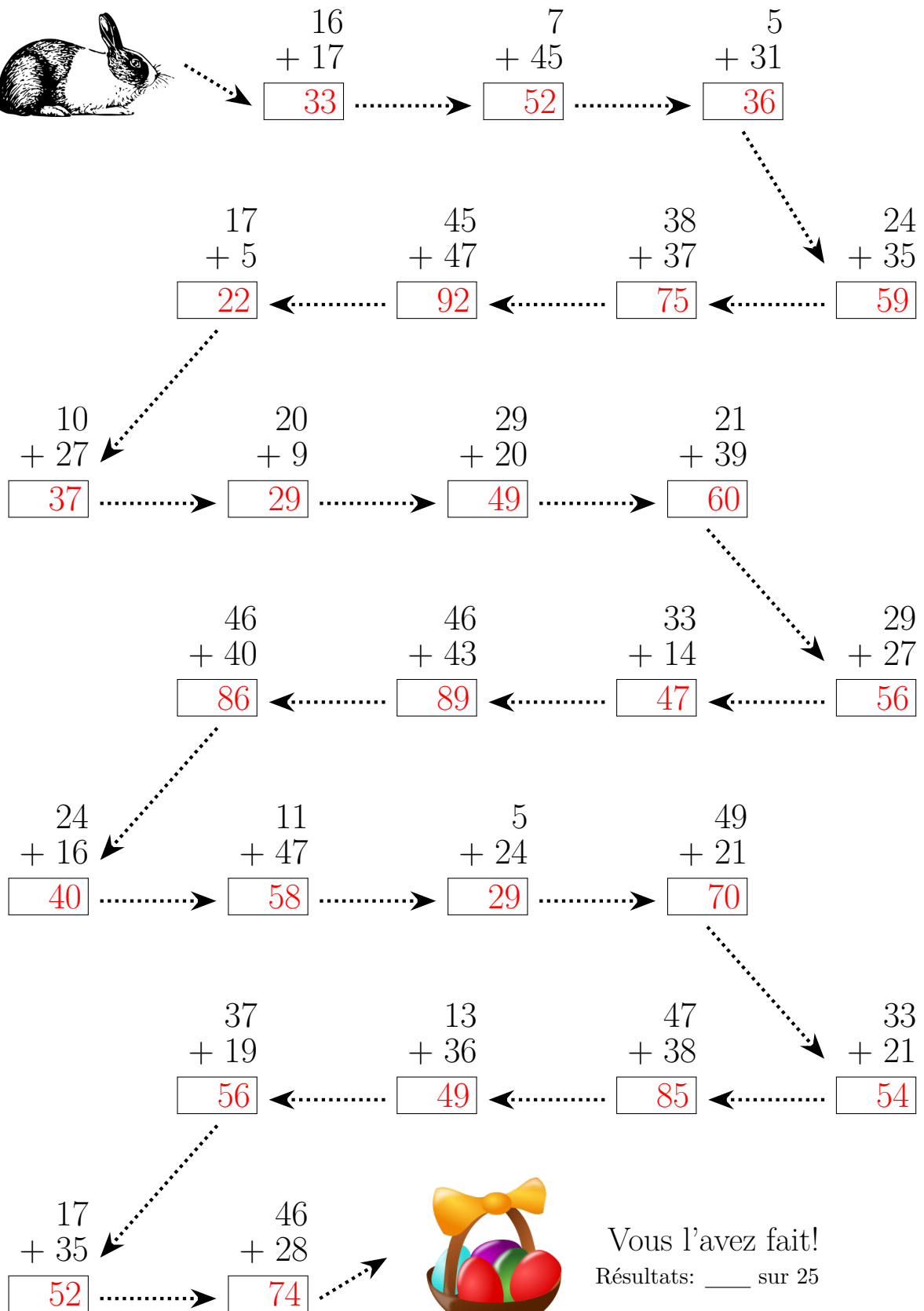

$$\begin{array}{r} 46 \\ + 28 \\ \hline \end{array}$$



Vous l'avez fait!  
Résultats: \_\_\_ sur 25

# ADDITION DE PÂQUES (1) RÉPONSES


Suivez le Lapin de Pâques jusqu'à son panier. Calculez chaque réponse tout au long du trajectoire.



Vous l'avez fait!  
Résultats: \_\_\_ sur 25

# ADDITION DE PÂQUES (1)

Suivez le Lapin de Pâques jusqu'à son panier. Calculez chaque réponse tout au long du trajectoire.



$$\begin{array}{r} 5 \\ + 22 \\ \hline \end{array}$$

$$\begin{array}{r} 22 \\ + 31 \\ \hline \end{array}$$

$$\begin{array}{r} 12 \\ + 45 \\ \hline \end{array}$$

$$\begin{array}{r} 28 \\ + 12 \\ \hline \end{array}$$

$$\begin{array}{r} 13 \\ + 3 \\ \hline \end{array}$$

$$\begin{array}{r} 32 \\ + 41 \\ \hline \end{array}$$

$$\begin{array}{r} 38 \\ + 3 \\ \hline \end{array}$$

$$\begin{array}{r} 37 \\ + 32 \\ \hline \end{array}$$

$$\begin{array}{r} 47 \\ + 36 \\ \hline \end{array}$$

$$\begin{array}{r} 34 \\ + 15 \\ \hline \end{array}$$

$$\begin{array}{r} 12 \\ + 10 \\ \hline \end{array}$$

$$\begin{array}{r} 1 \\ + 21 \\ \hline \end{array}$$

$$\begin{array}{r} 23 \\ + 39 \\ \hline \end{array}$$

$$\begin{array}{r} 15 \\ + 48 \\ \hline \end{array}$$

$$\begin{array}{r} 22 \\ + 21 \\ \hline \end{array}$$

$$\begin{array}{r} 6 \\ + 5 \\ \hline \end{array}$$

$$\begin{array}{r} 2 \\ + 35 \\ \hline \end{array}$$

$$\begin{array}{r} 11 \\ + 40 \\ \hline \end{array}$$

$$\begin{array}{r} 9 \\ + 36 \\ \hline \end{array}$$

$$\begin{array}{r} 35 \\ + 14 \\ \hline \end{array}$$

$$\begin{array}{r} 41 \\ + 39 \\ \hline \end{array}$$

$$\begin{array}{r} 5 \\ + 7 \\ \hline \end{array}$$

$$\begin{array}{r} 29 \\ + 15 \\ \hline \end{array}$$

$$\begin{array}{r} 42 \\ + 39 \\ \hline \end{array}$$

$$\begin{array}{r} 48 \\ + 6 \\ \hline \end{array}$$



Vous l'avez fait!  
Résultats: \_\_\_ sur 25

# ADDITION DE PÂQUES (1) RÉPONSES

Suivez le Lapin de Pâques jusqu'à son panier. Calculez chaque réponse tout au long du trajectoire.



$$\begin{array}{r} 5 \\ + 22 \\ \hline \end{array}$$

$$\begin{array}{r} 22 \\ + 31 \\ \hline \end{array}$$

$$\begin{array}{r} 12 \\ + 45 \\ \hline \end{array}$$

$$\begin{array}{r} 28 \\ + 12 \\ \hline \end{array}$$

$$\begin{array}{r} 13 \\ + 3 \\ \hline \end{array}$$

$$\begin{array}{r} 32 \\ + 41 \\ \hline \end{array}$$

$$\begin{array}{r} 38 \\ + 3 \\ \hline \end{array}$$

$$\begin{array}{r} 37 \\ + 32 \\ \hline \end{array}$$

$$\begin{array}{r} 47 \\ + 36 \\ \hline \end{array}$$

$$\begin{array}{r} 34 \\ + 15 \\ \hline \end{array}$$

$$\begin{array}{r} 12 \\ + 10 \\ \hline \end{array}$$

$$\begin{array}{r} 1 \\ + 21 \\ \hline \end{array}$$

$$\begin{array}{r} 23 \\ + 39 \\ \hline \end{array}$$

$$\begin{array}{r} 15 \\ + 48 \\ \hline \end{array}$$

$$\begin{array}{r} 22 \\ + 21 \\ \hline \end{array}$$

$$\begin{array}{r} 6 \\ + 5 \\ \hline \end{array}$$

$$\begin{array}{r} 2 \\ + 35 \\ \hline \end{array}$$

$$\begin{array}{r} 11 \\ + 40 \\ \hline \end{array}$$

$$\begin{array}{r} 9 \\ + 36 \\ \hline \end{array}$$

$$\begin{array}{r} 35 \\ + 14 \\ \hline \end{array}$$

$$\begin{array}{r} 41 \\ + 39 \\ \hline \end{array}$$

$$\begin{array}{r} 5 \\ + 7 \\ \hline \end{array}$$

$$\begin{array}{r} 29 \\ + 15 \\ \hline \end{array}$$

$$\begin{array}{r} 42 \\ + 39 \\ \hline \end{array}$$

$$\begin{array}{r} 48 \\ + 6 \\ \hline \end{array}$$



Vous l'avez fait!  
Résultats: \_\_\_ sur 25