


# Patrons de Noël (A)

Nom: \_\_\_\_\_

Date: \_\_\_\_\_

Coupez et collez le prochain patron qui devrait apparaître dans la suite.


1.




2.




3.




4.



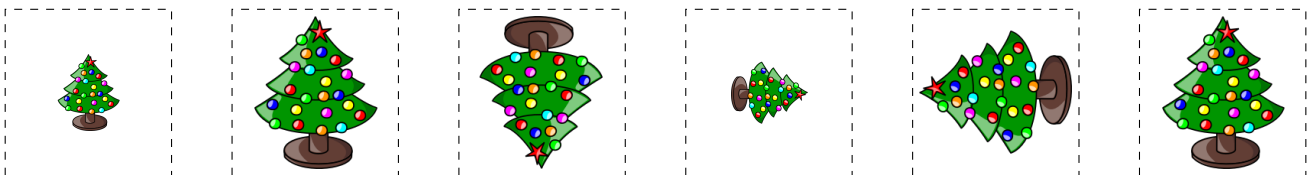
5.



6.



À découper



Images provenant d'Openclipart.org

AlathsLibres.com vous souhaite un Joyeux Noël!

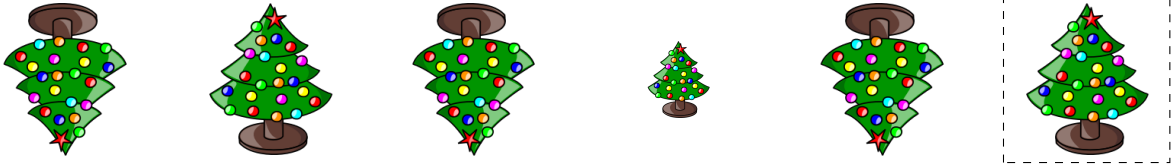
# Patrons de Noël (A) Réponses

Nom: \_\_\_\_\_

Date: \_\_\_\_\_

Coupez et collez le prochain patron qui devrait apparaître dans la suite.

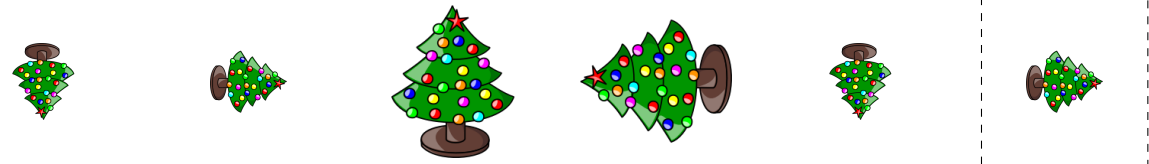
1.



2.




3.



4.



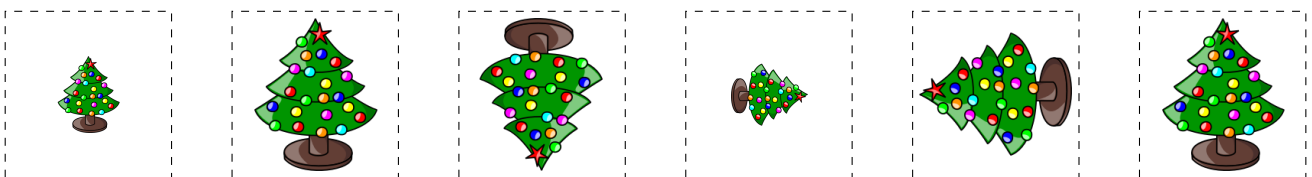
5.



6.



À découper



Images provenant d'Openclipart.org

AlathsLibres.com vous souhaite un Joyeux Noël!


# Patrons de Noël (B)

Nom: \_\_\_\_\_

Date: \_\_\_\_\_

Coupez et collez le prochain patron qui devrait apparaître dans la suite.


1.




2.




3.




4.



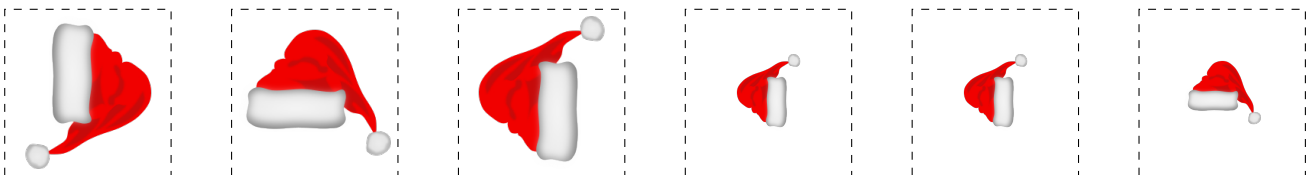
5.



6.



À découper



Images provenant de [Openclipart.org](http://Openclipart.org)

**AlathsLibres.com** vous souhaite un Joyeux Noël!

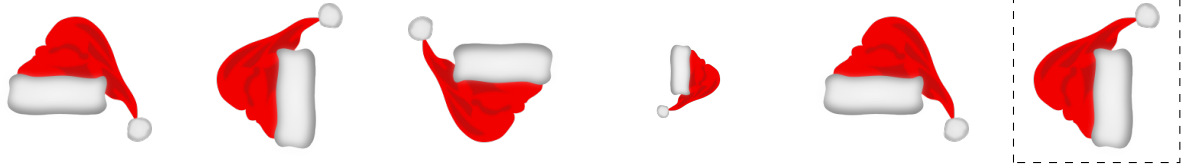
# Patrons de Noël (B) Réponses

Nom: \_\_\_\_\_


Date: \_\_\_\_\_

Coupez et collez le prochain patron qui devrait apparaître dans la suite.

1.




2.



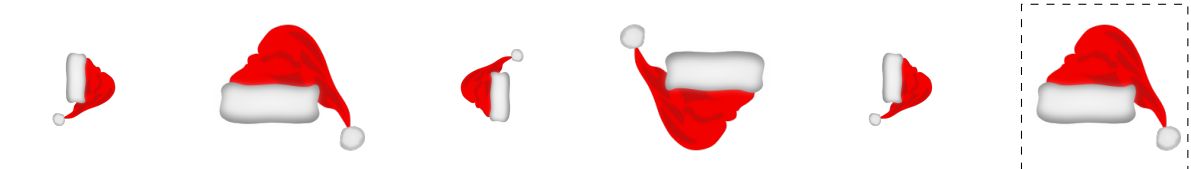
3.



4.



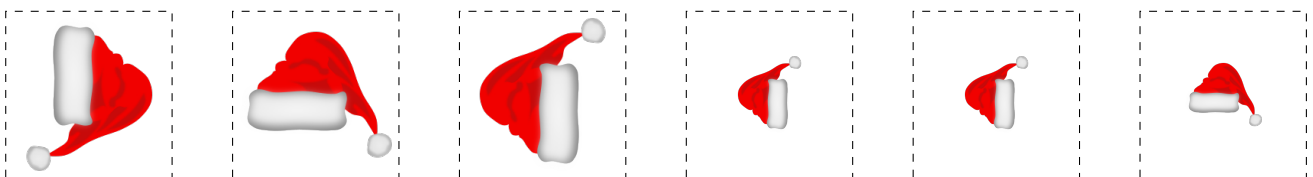
5.



6.



À découper



Images provenant de [Openclipart.org](http://Openclipart.org)

**AlathsLibres.com** vous souhaite un Joyeux Noël!

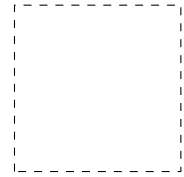
# Patrons de Noël (C)

Nom: \_\_\_\_\_

Date: \_\_\_\_\_

Coupez et collez le prochain patron qui devrait apparaître dans la suite.


1.



2.



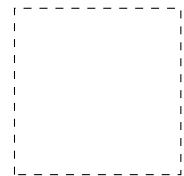
3.




4.



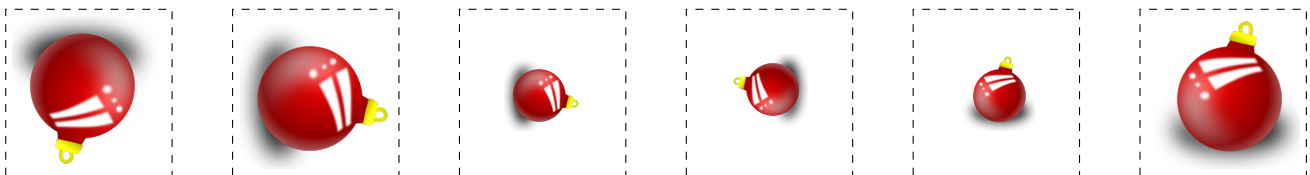
5.



6.



À découper



Images provenant de [Openclipart.org](http://Openclipart.org)

MathsLibres.com vous souhaite un Joyeux Noël!

# Patrons de Noël (C) Réponses

Nom: \_\_\_\_\_

Date: \_\_\_\_\_

Coupez et collez le prochain patron qui devrait apparaître dans la suite.

1.




2.




3.



4.



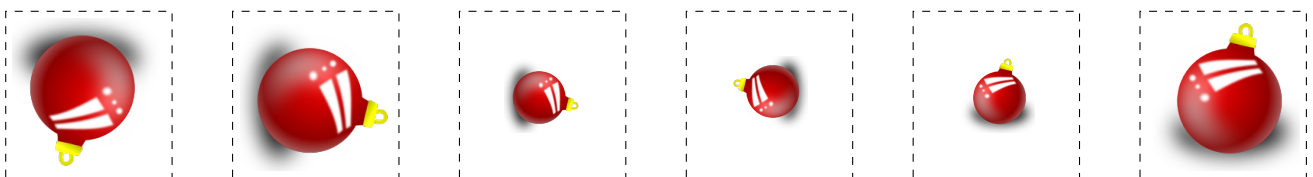
5.



6.



À découper



Images provenant d'Openclipart.org

AlathsLibres.com vous souhaite un Joyeux Noël!

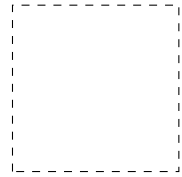
# Patrons de Noël (D)

Nom: \_\_\_\_\_


Date: \_\_\_\_\_

Coupez et collez le prochain patron qui devrait apparaître dans la suite.


1.




2.




3.




4.



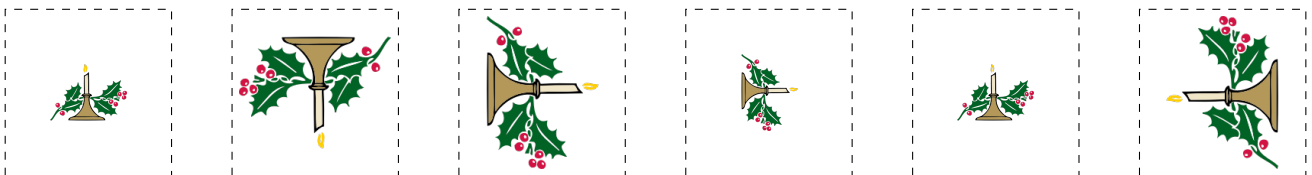
5.



6.



À découper



Images provenant de [Openclipart.org](http://Openclipart.org)

AlathsLibres.com vous souhaite un Joyeux Noël!

# patrons de Noël (D) Réponses

Nom: \_\_\_\_\_

Date: \_\_\_\_\_

Coupez et collez le prochain patron qui devrait apparaître dans la suite.

1.



2.



3.



4.



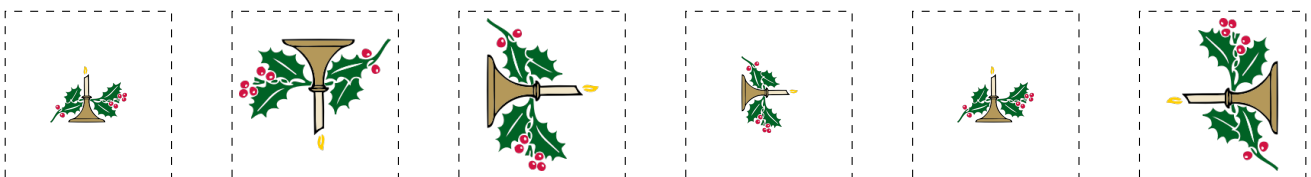
5.



6.



À découper



Images provenant de [Openclipart.org](http://Openclipart.org)

AlathsLibres.com vous souhaite un Joyeux Noël!




# Patrons de Noël (C)

Nom: \_\_\_\_\_

Date: \_\_\_\_\_

Coupez et collez le prochain patron qui devrait apparaître dans la suite.


1.




2.




3.




4.



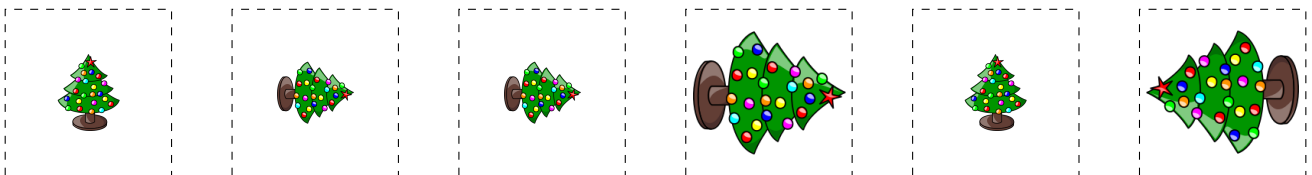
5.



6.



À découper



Images provenant de [Openclipart.org](http://Openclipart.org)

AlathsLibres.com vous souhaite un Joyeux Noël!


# Patrons de Noël (E) Réponses

Nom: \_\_\_\_\_


Date: \_\_\_\_\_

Coupez et collez le prochain patron qui devrait apparaître dans la suite.

1.



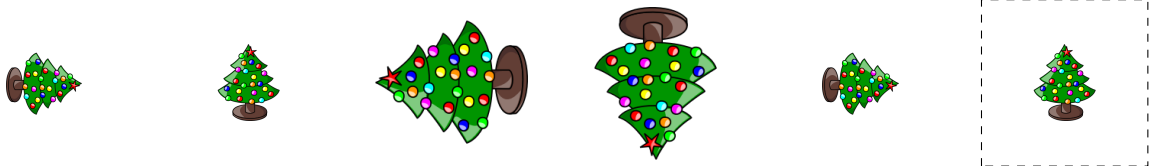
2.



3.



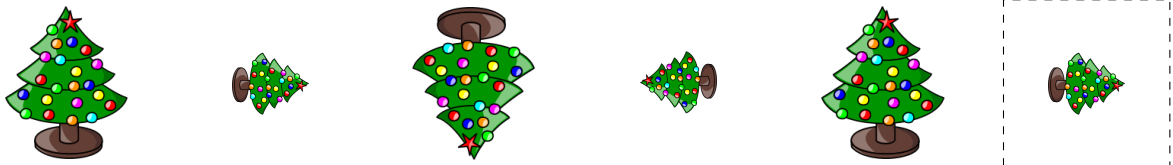
4.



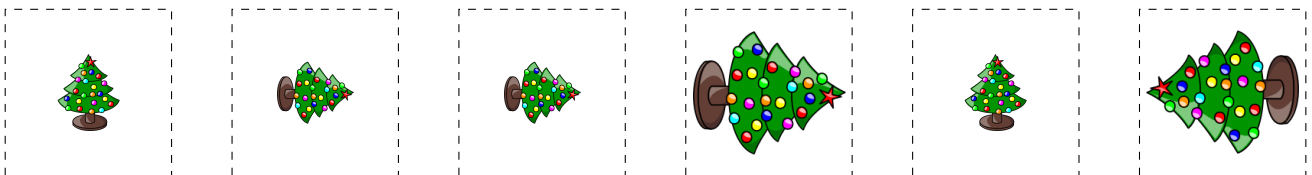
5.



6.



À découper



Images provenant de [Openclipart.org](http://Openclipart.org)

AlathsLibres.com vous souhaite un Joyeux Noël!


# Patrons de Noël (F)

Nom: \_\_\_\_\_

Date: \_\_\_\_\_

Coupez et collez le prochain patron qui devrait apparaître dans la suite.


1.



2.




3.



4.



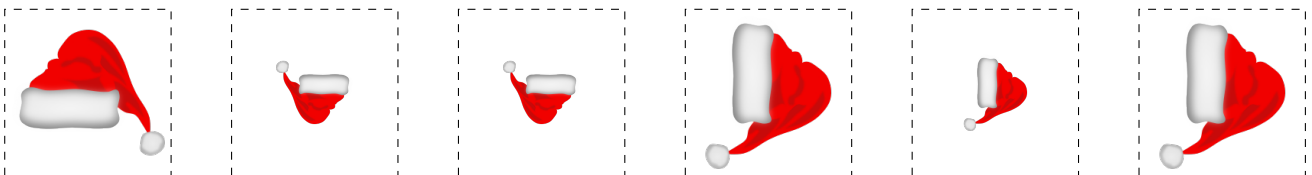
5.



6.



À découper



Images provenant de [Openclipart.org](http://Openclipart.org)

**AlathsLibres.com** vous souhaite un Joyeux Noël!


# Patrons de Noël (F) Réponses

Nom: \_\_\_\_\_

Date: \_\_\_\_\_

Coupez et collez le prochain patron qui devrait apparaître dans la suite.

1.



2.



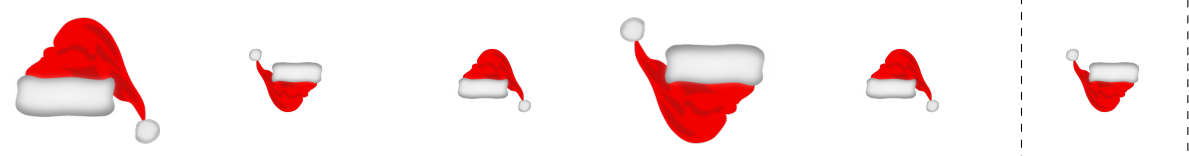
3.



4.



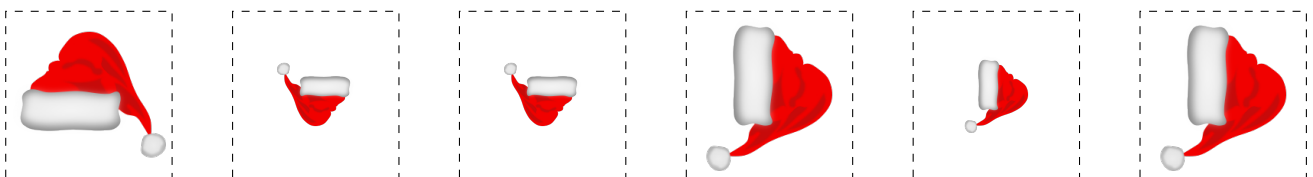
5.



6.



À découper



Images provenant de [Openclipart.org](http://Openclipart.org)

**AlathsLibres.com** vous souhaite un Joyeux Noël!


# Patrons de Noël (6)

Nom: \_\_\_\_\_


Date: \_\_\_\_\_

Coupez et collez le prochain patron qui devrait apparaître dans la suite.


1.




2.



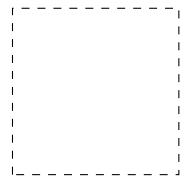
3.




4.



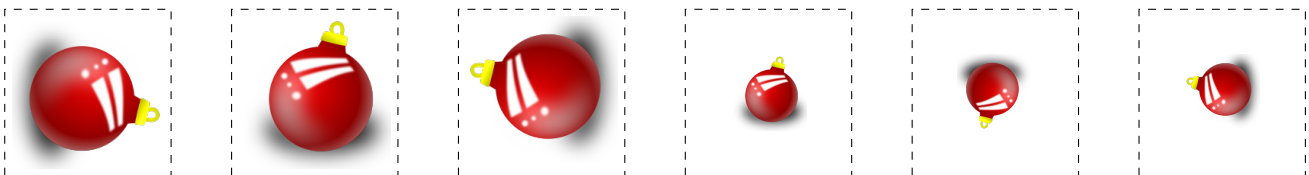
5.



6.



À découper



Images provenant de [Openclipart.org](http://Openclipart.org)

**MathsLibres.com** vous souhaite un Joyeux Noël!


# Patrons de Noël (6) Réponses

Nom: \_\_\_\_\_

Date: \_\_\_\_\_

Coupez et collez le prochain patron qui devrait apparaître dans la suite.


1.




2.




3.



4.



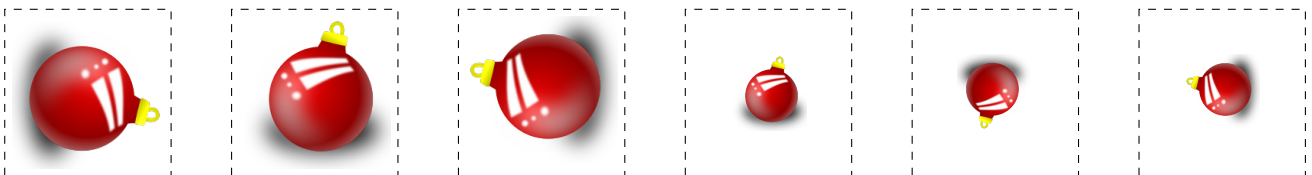
5.



6.



À découper



Images provenant de [Openclipart.org](http://Openclipart.org)

MathsLibres.com vous souhaite un Joyeux Noël!

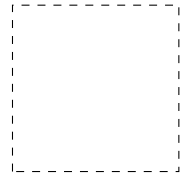
# Patrons de Noël (H)

Nom: \_\_\_\_\_


Date: \_\_\_\_\_

Coupez et collez le prochain patron qui devrait apparaître dans la suite.


1.




2.




3.



4.




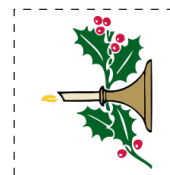
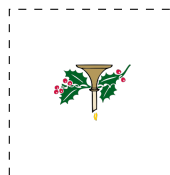



5.



6.



À découper



Images provenant d'Openclipart.org

AlathsLibres.com vous souhaite un Joyeux Noël!

# Patrons de Noël (H) Réponses

Nom: \_\_\_\_\_

Date: \_\_\_\_\_

Coupez et collez le prochain patron qui devrait apparaître dans la suite.

1.



2.



3.




4.



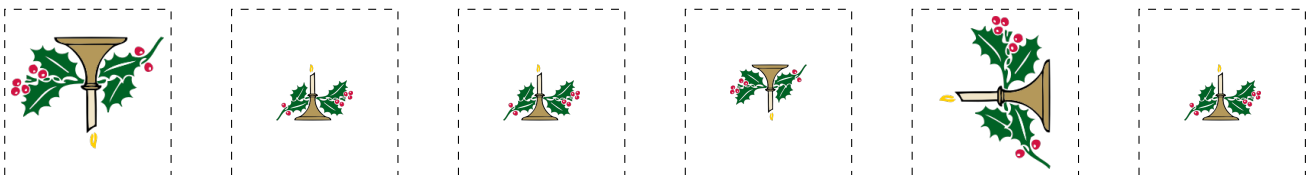
5.



6.



À découper



Images provenant de [Openclipart.org](http://Openclipart.org)

**AlathsLibres.com** vous souhaite un Joyeux Noël!




# Patrons de Noël (I)

Nom: \_\_\_\_\_

Date: \_\_\_\_\_

Coupez et collez le prochain patron qui devrait apparaître dans la suite.

1.



2.




3.




4.



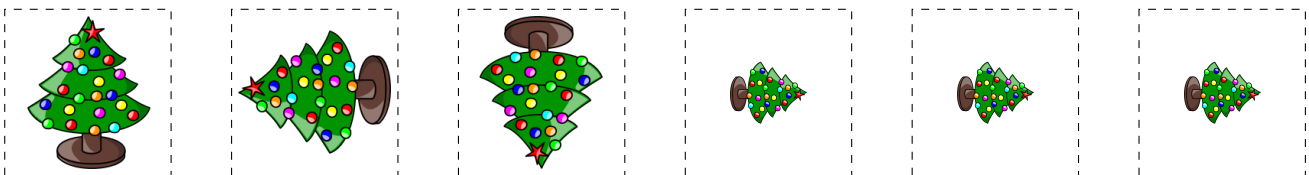
5.



6.



À découper



Images provenant d'Openclipart.org

AlathsLibres.com vous souhaite un Joyeux Noël!

# Patrons de Noël (3) Réponses

Nom: \_\_\_\_\_

Date: \_\_\_\_\_

Coupez et collez le prochain patron qui devrait apparaître dans la suite.

1.




2.



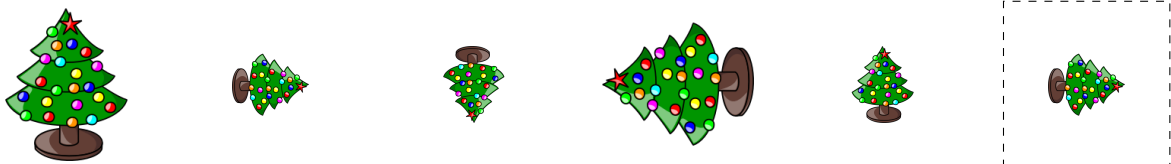
3.



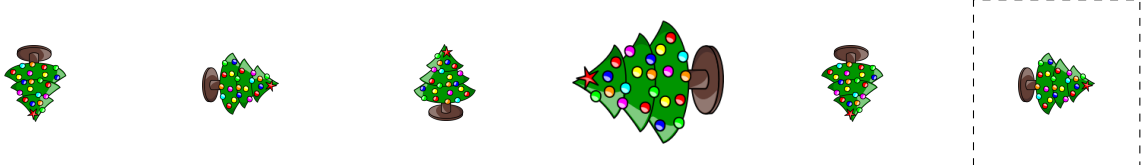
4.



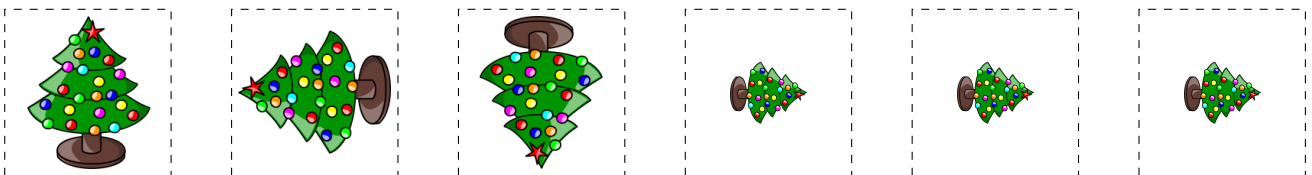
5.



6.



À découper



Images provenant d'Openclipart.org

AlathsLibres.com vous souhaite un Joyeux Noël!


# Patrons de Noël (I)

Nom: \_\_\_\_\_

Date: \_\_\_\_\_

Coupez et collez le prochain patron qui devrait apparaître dans la suite.


1.



2.




3.



4.



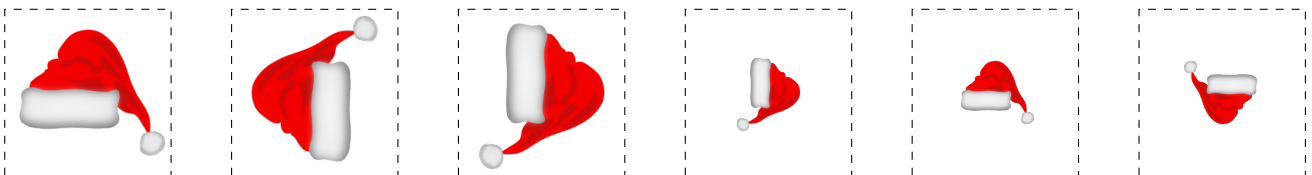
5.



6.



À découper



Images provenant d'Openclipart.org

AlathsLibres.com vous souhaite un Joyeux Noël!


# Patrons de Noël (I) Réponses

Nom: \_\_\_\_\_

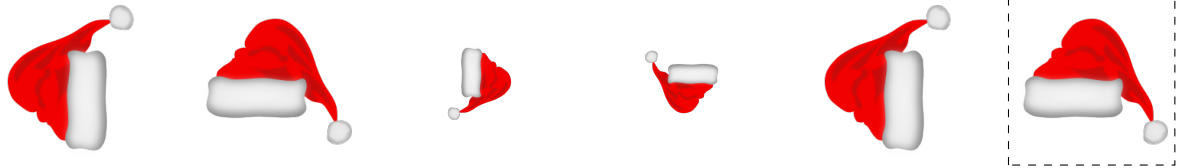
Date: \_\_\_\_\_

Coupez et collez le prochain patron qui devrait apparaître dans la suite.

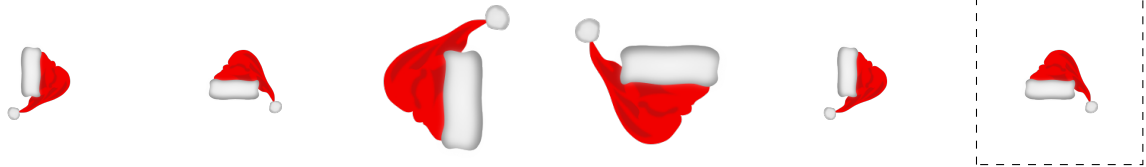
1.



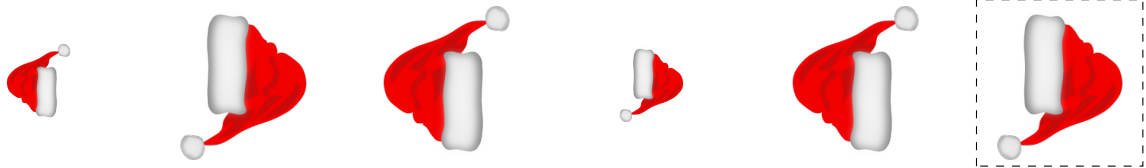
2.



3.



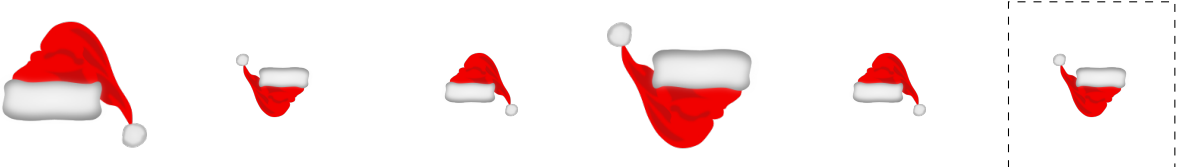
4.



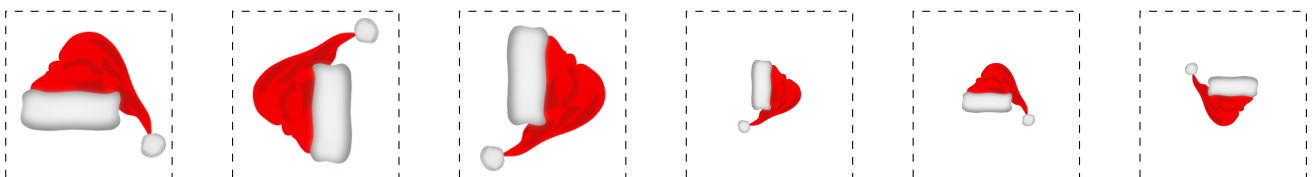
5.



6.



À découper



Images provenant d'Openclipart.org

MathsLibres.com vous souhaite un Joyeux Noël!