


Patrons de Noël (C)

Nom: _____


Date: _____

Coupez et collez le prochain patron qui devrait apparaître dans la suite.


1.




2.



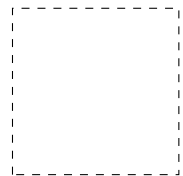
3.




4.



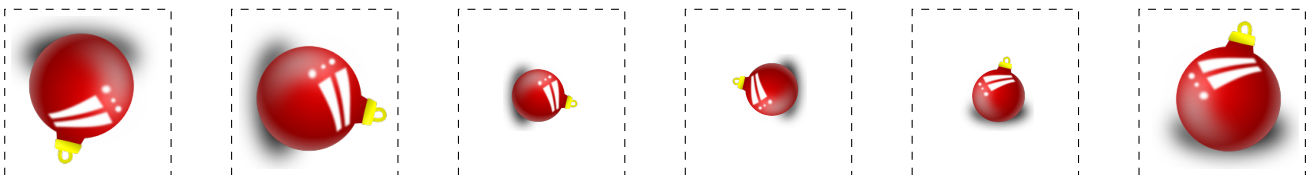
5.



6.



À découper



Images provenant de Openclipart.org

MathsLibres.com vous souhaite un Joyeux Noël!

Patrons de Noël (C) Réponses

Nom: _____

Date: _____

Coupez et collez le prochain patron qui devrait apparaître dans la suite.

1.




2.




3.



4.



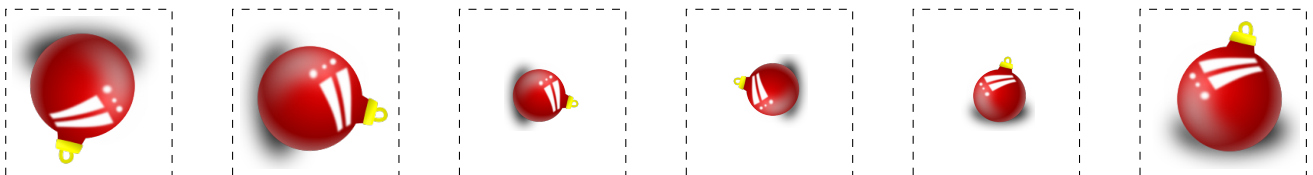
5.



6.



À découper



Images provenant d'Openclipart.org

AlathsLibres.com vous souhaite un Joyeux Noël!