


# Patrons de Noël (I)

Nom: \_\_\_\_\_


Date: \_\_\_\_\_

Coupez et collez le prochain patron qui devrait apparaître dans la suite.


1.



2.




3.



4.



5.



6.



À découper



Images provenant d'Openclipart.org

AlathsLibres.com vous souhaite un Joyeux Noël!


# Patrons de Noël (I) Réponses

Nom: \_\_\_\_\_


Date: \_\_\_\_\_

Coupez et collez le prochain patron qui devrait apparaître dans la suite.


1.




2.




3.



4.



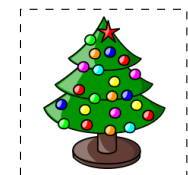
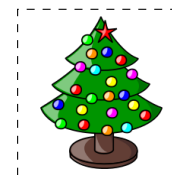
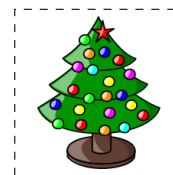
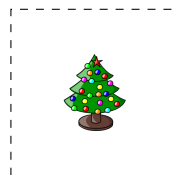

5.



6.



À découper



Images provenant d'Openclipart.org

AlathsLibres.com vous souhaite un Joyeux Noël!