


Patrons de Noël (B)

Nom: _____

Date: _____

Coupez et collez le prochain patron qui devrait apparaître dans la suite.


1.




2.




3.




4.



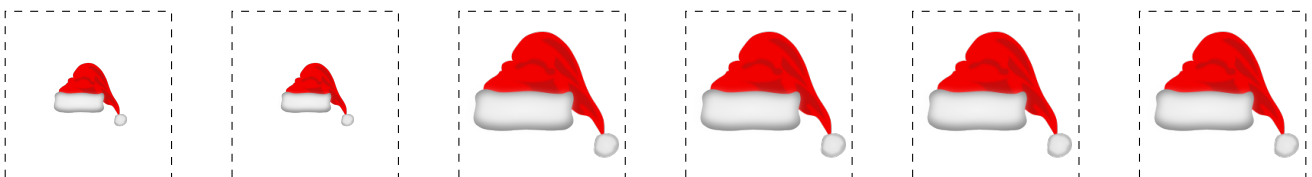
5.



6.



À découper



Images provenant de Openclipart.org

MathsLibres.com vous souhaite un Joyeux Noël!