


# Patrons de Noël (6)

Nom: \_\_\_\_\_


Date: \_\_\_\_\_

Coupez et collez le prochain patron qui devrait apparaître dans la suite.

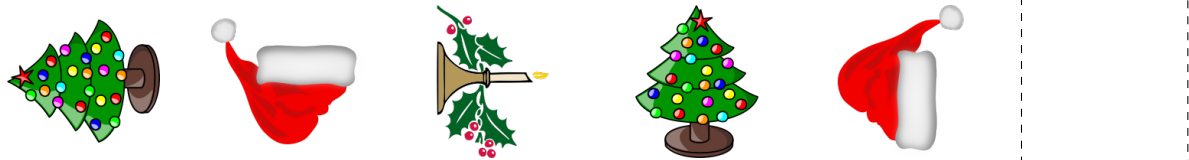
1.



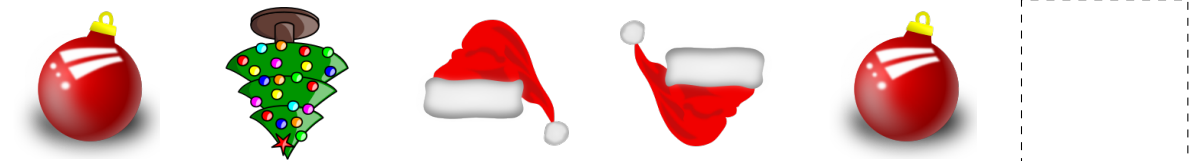
2.



3.




4.



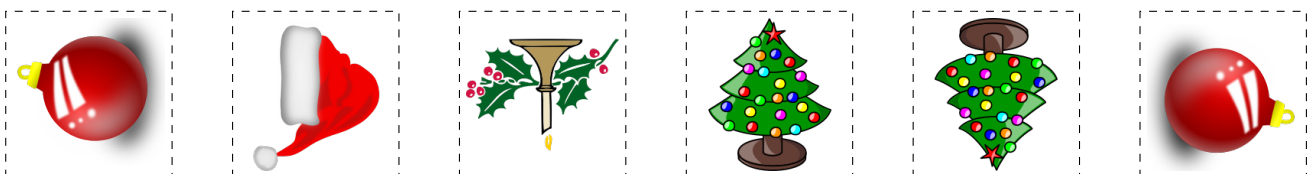
5.



6.



À découper



Images provenant de [Openclipart.org](http://Openclipart.org)

AlathsLibres.com vous souhaite un Joyeux Noël!


# Patrons de Noël (6) Réponses

Nom: \_\_\_\_\_


Date: \_\_\_\_\_

Coupez et collez le prochain patron qui devrait apparaître dans la suite.

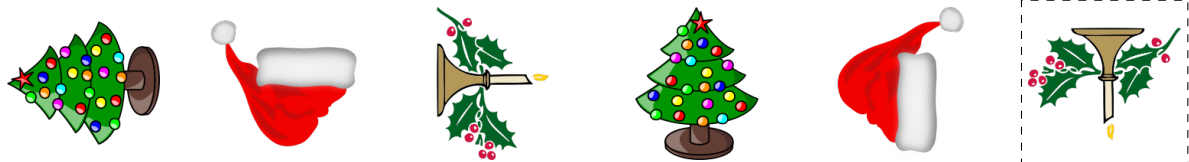
1.



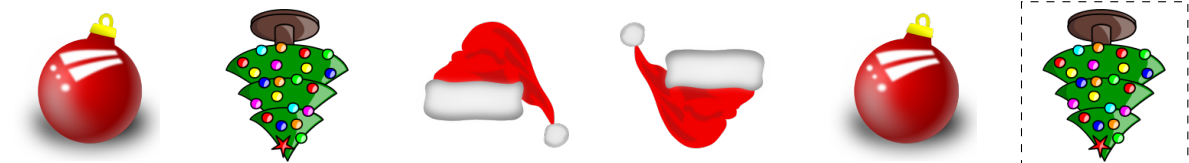
2.



3.




4.



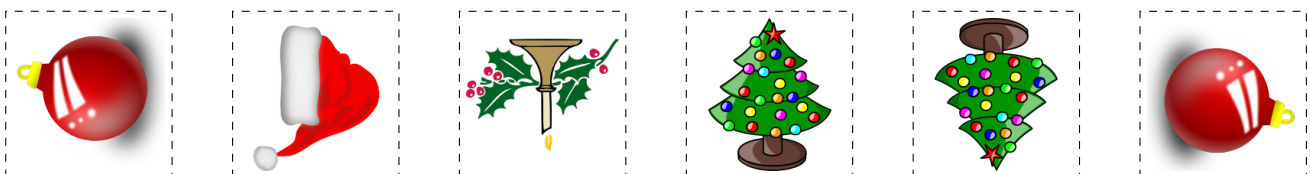
5.



6.



À découper



Images provenant de [Openclipart.org](http://Openclipart.org)

AlathsLibres.com vous souhaite un Joyeux Noël!