


Patrons de Noël (A)

Nom: _____


Date: _____

Coupez et collez le prochain patron qui devrait apparaître dans la suite.


1.




2.




3.




4.



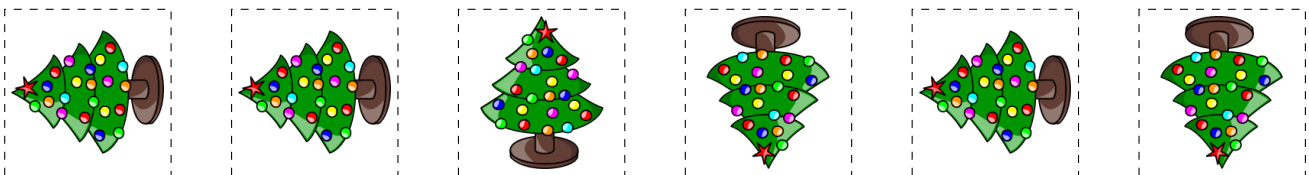
5.



6.



À découper



Images provenant d'Openclipart.org

AlathsLibres.com vous souhaite un Joyeux Noël!

Patrons de Noël (A) Réponses

Nom: _____

Date: _____

Coupez et collez le prochain patron qui devrait apparaître dans la suite.

1.



2.



3.



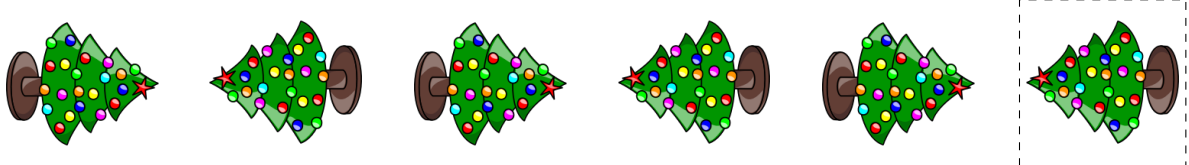
4.



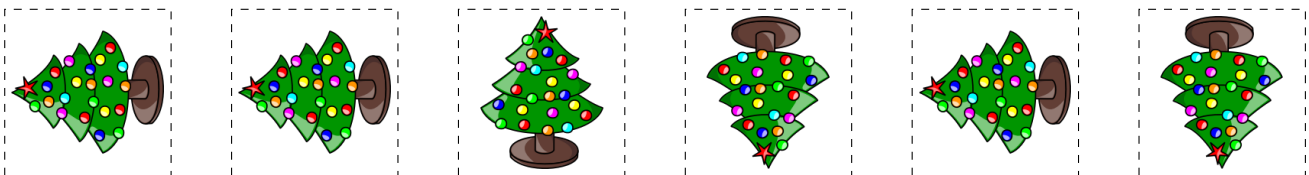
5.



6.



À découper



Images provenant de Openclipart.org

AlathsLibres.com vous souhaite un Joyeux Noël!


Patrons de Noël (B)

Nom: _____

Date: _____

Coupez et collez le prochain patron qui devrait apparaître dans la suite.


1.



2.




3.



4.



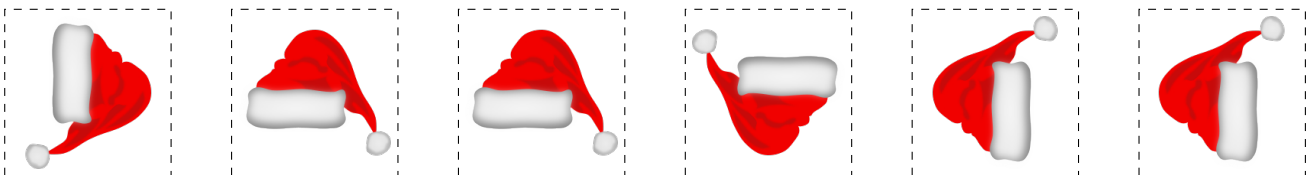
5.



6.



À découper



Images provenant de Openclipart.org

MathsLibres.com vous souhaite un Joyeux Noël!

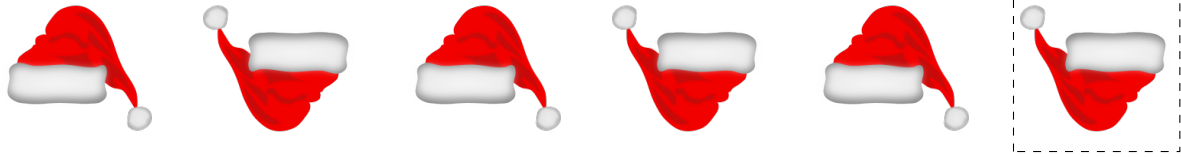
Patrons de Noël (B) Réponses

Nom: _____

Date: _____

Coupez et collez le prochain patron qui devrait apparaître dans la suite.

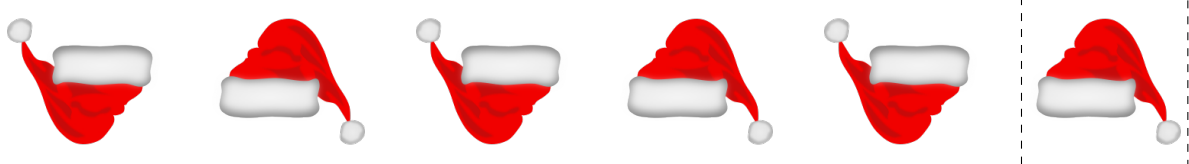
1.




2.



3.



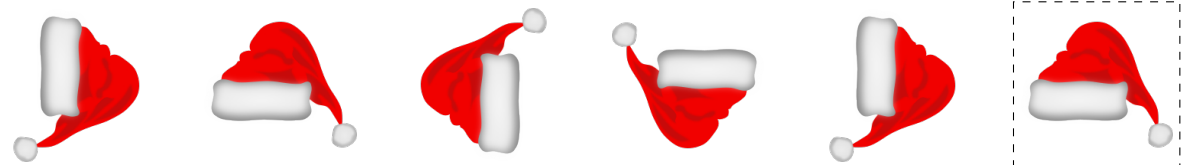
4.



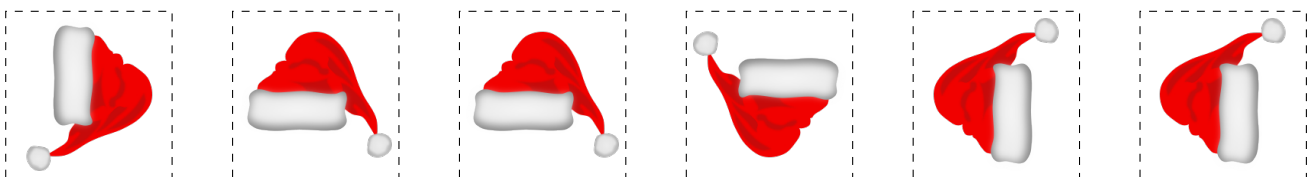
5.



6.



À découper



Images provenant d'Openclipart.org

MathsLibres.com vous souhaite un Joyeux Noël!

Patrons de Noël (C)

Nom: _____

Date: _____

Coupez et collez le prochain patron qui devrait apparaître dans la suite.

1.



2.



3.



4.



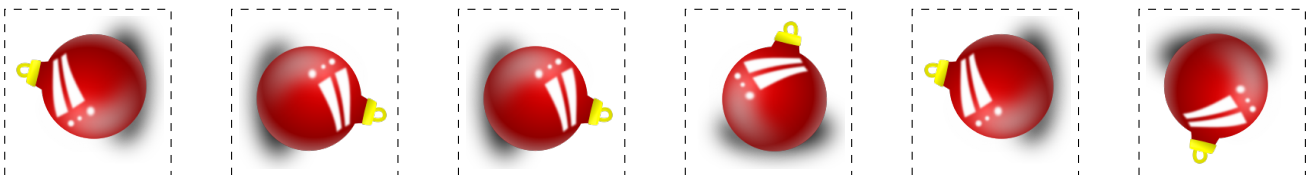
5.



6.



À découper



Images provenant de Openclipart.org

MathsLibres.com vous souhaite un Joyeux Noël!


Patrons de Noël (C) Réponses

Nom: _____

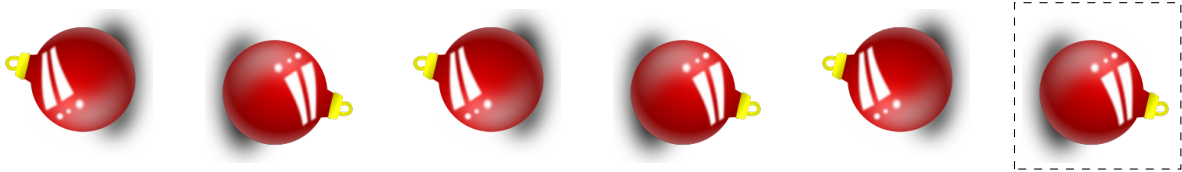
Date: _____

Coupez et collez le prochain patron qui devrait apparaître dans la suite.

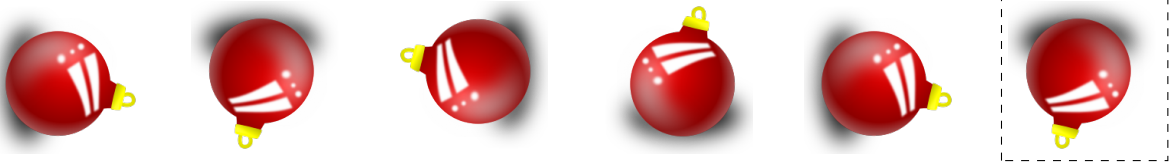
1.




2.




3.




4.



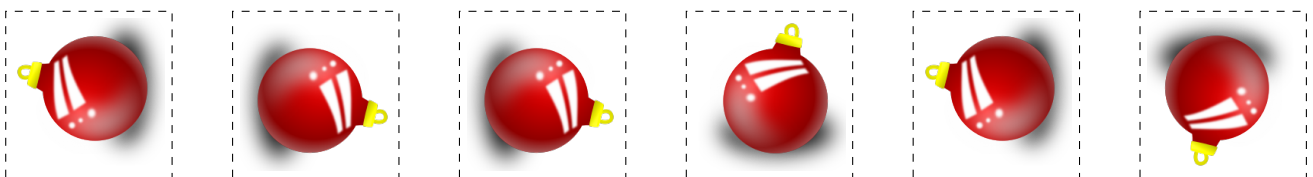
5.



6.



À découper



Images provenant de Openclipart.org

MathsLibres.com vous souhaite un Joyeux Noël!


Patrons de Noël (D)

Nom: _____

Date: _____

Coupez et collez le prochain patron qui devrait apparaître dans la suite.


1.




2.




3.




4.








5.



6.



À découper



Images provenant d'Openclipart.org

AlathsLibres.com vous souhaite un Joyeux Noël!


Patrons de Noël (D) Réponses

Nom: _____


Date: _____

Coupez et collez le prochain patron qui devrait apparaître dans la suite.


1.



2.



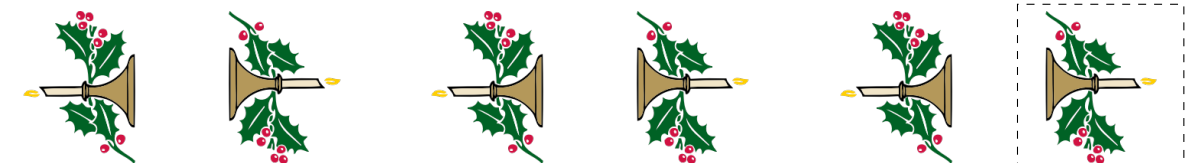
3.



4.



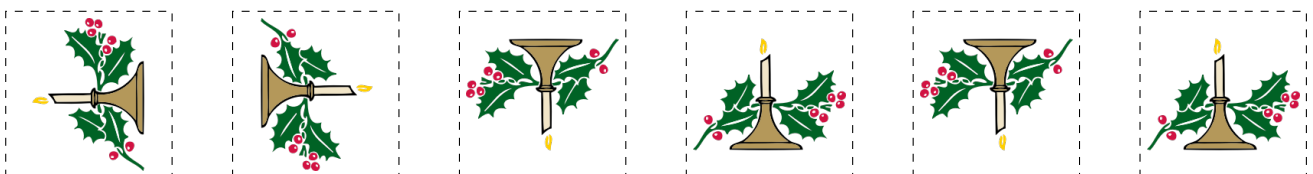
5.



6.



À découper



Images provenant d'Openclipart.org

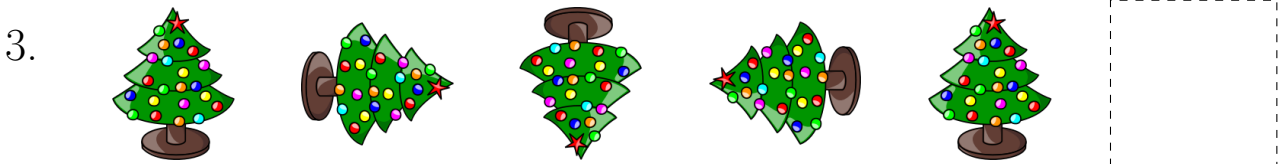
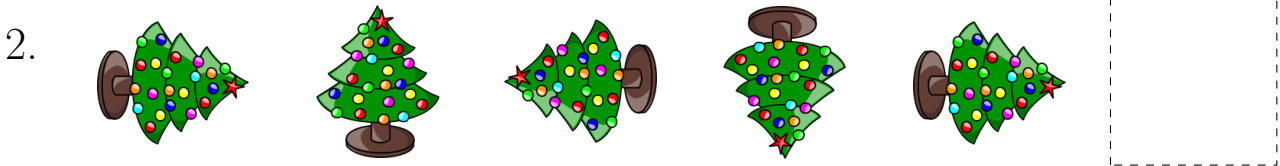
AlathsLibres.com vous souhaite un Joyeux Noël!

Patrons de Noël (C)

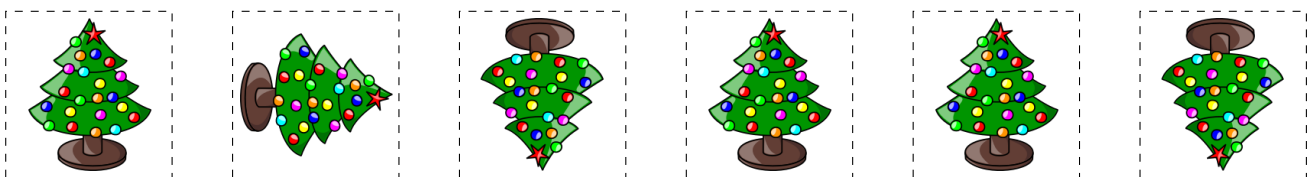
Nom: _____

Date: _____

Coupez et collez le prochain patron qui devrait apparaître dans la suite.



À découper



Images provenant de Openclipart.org

AlathsLibres.com vous souhaite un Joyeux Noël!

Patrons de Noël (C) Réponses

Nom: _____

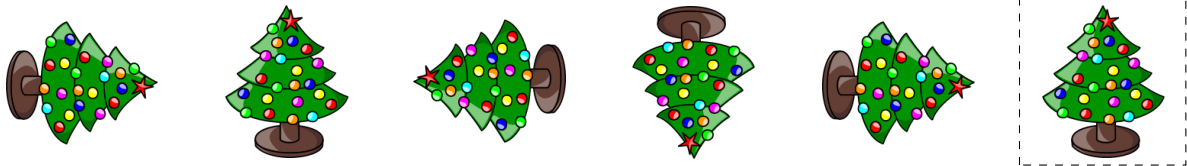
Date: _____

Coupez et collez le prochain patron qui devrait apparaître dans la suite.

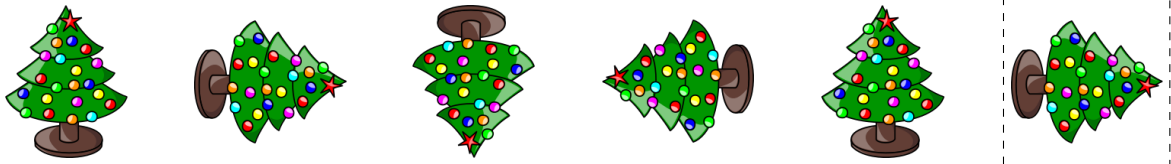
1.



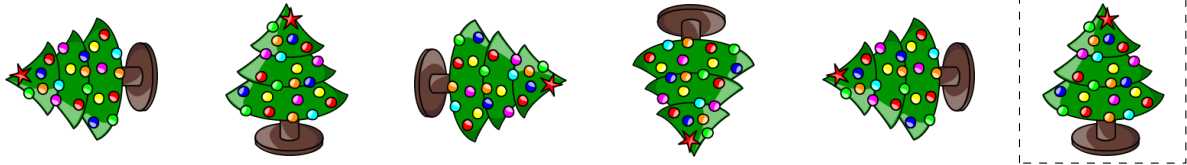
2.




3.



4.



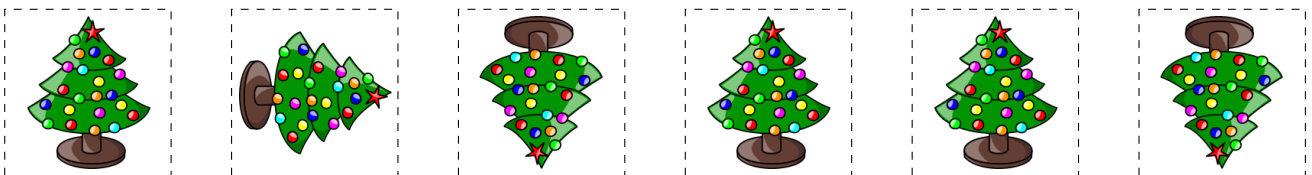
5.



6.



À découper



Images provenant de Openclipart.org


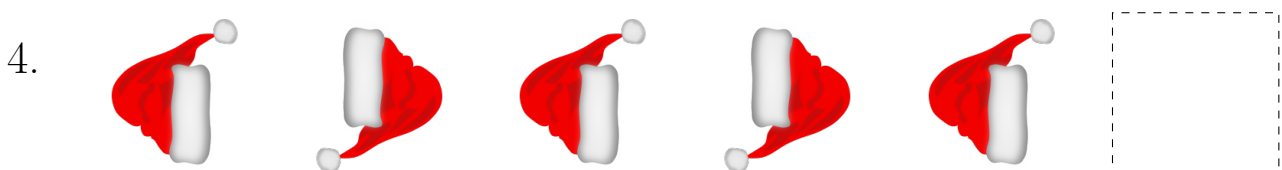


AlathsLibres.com vous souhaite un Joyeux Noël!

Patrons de Noël (F)

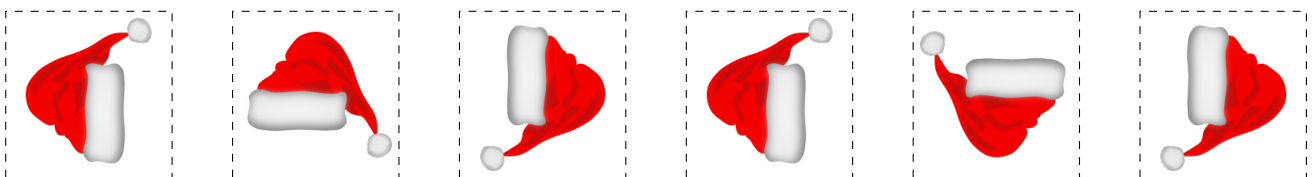
Nom: _____

Date: _____

Coupez et collez le prochain patron qui devrait apparaître dans la suite.



À découper



Images provenant d'Openclipart.org

MathsLibres.com vous souhaite un Joyeux Noël!

Patrons de Noël (F) Réponses

Nom: _____

Date: _____

Coupez et collez le prochain patron qui devrait apparaître dans la suite.

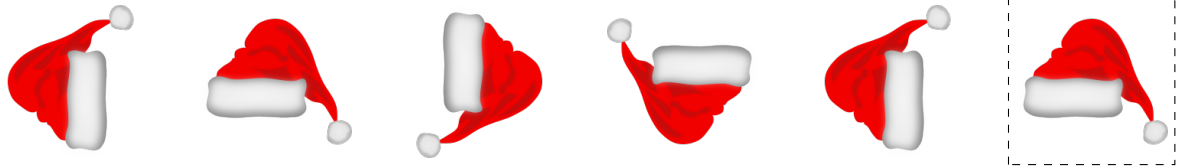
1.



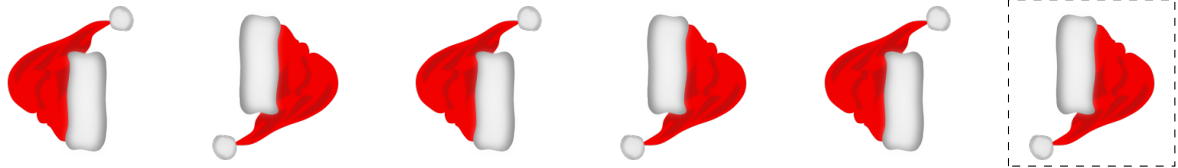
2.




3.



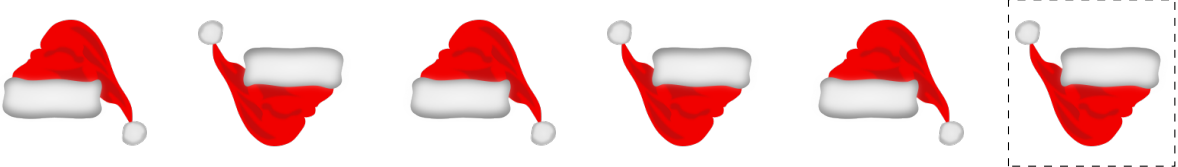
4.



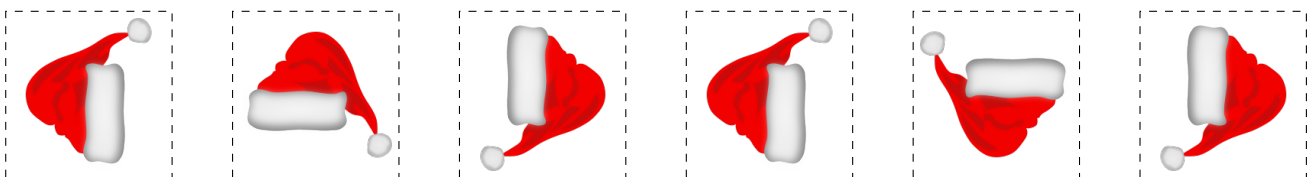
5.



6.



À découper



Images provenant d'Openclipart.org

MathsLibres.com vous souhaite un Joyeux Noël!

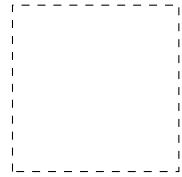
Patrons de Noël (6)

Nom: _____


Date: _____

Coupez et collez le prochain patron qui devrait apparaître dans la suite.


1.




2.




3.



4.



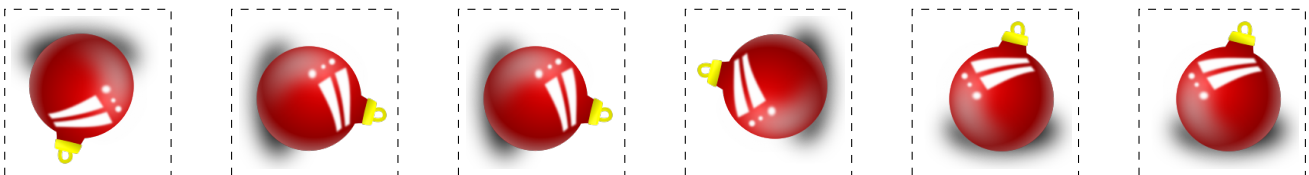
5.



6.



À découper



Images provenant de Openclipart.org

MathsLibres.com vous souhaite un Joyeux Noël!


Patrons de Noël (6) Réponses

Nom: _____


Date: _____

Coupez et collez le prochain patron qui devrait apparaître dans la suite.


1.




2.




3.



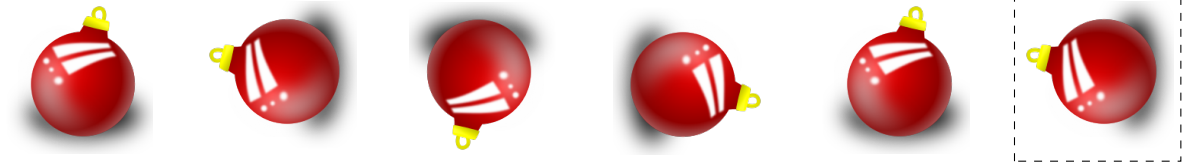
4.



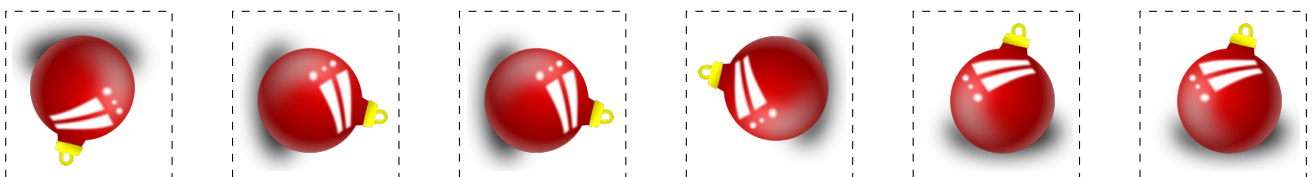
5.



6.



À découper



Images provenant de Openclipart.org



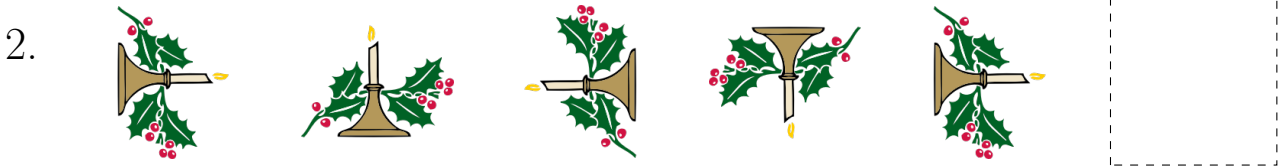

MathsLibres.com vous souhaite un Joyeux Noël!

Patrons de Noël (H)


Nom: _____

Date: _____

Coupez et collez le prochain patron qui devrait apparaître dans la suite.



À découper



Images provenant de Openclipart.org

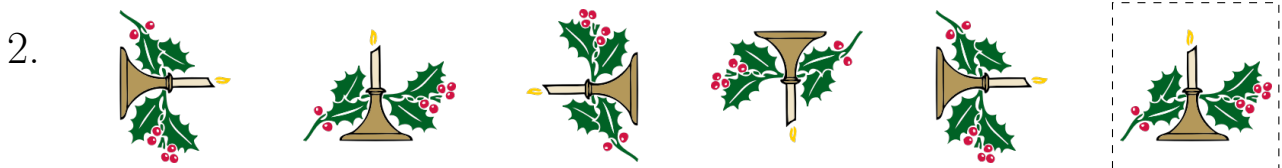
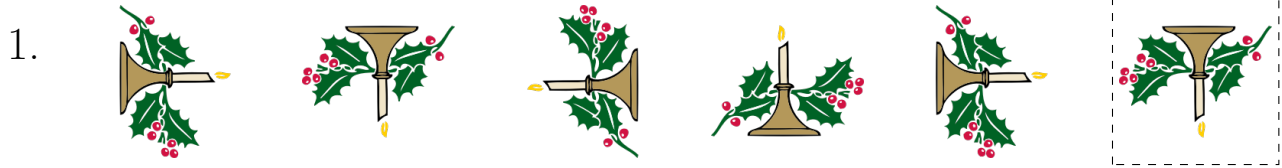
AlathsLibres.com vous souhaite un Joyeux Noël!

Patrons de Noël (H) Réponses


Nom: _____

Date: _____

Coupez et collez le prochain patron qui devrait apparaître dans la suite.



À découper



Images provenant de Openclipart.org


AlathsLibres.com vous souhaite un Joyeux Noël!

Patrons de Noël (I)



Nom: _____



Date: _____



Coupez et collez le prochain patron qui devrait apparaître dans la suite.

1.  

2.  

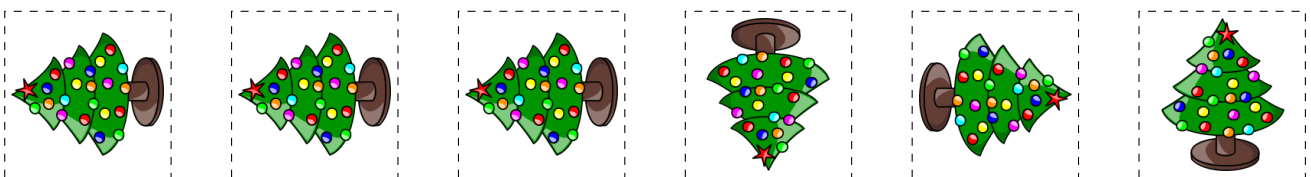
3.  

4.  

5.  

6.  

À découper



Images provenant de Openclipart.org

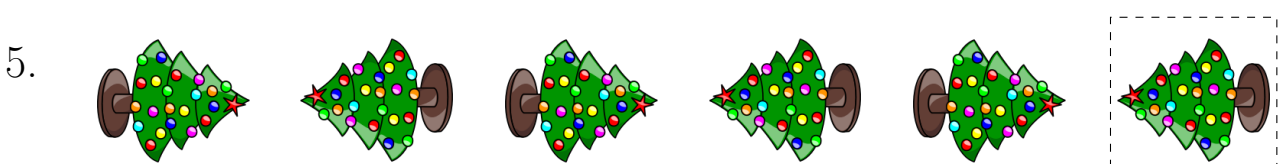
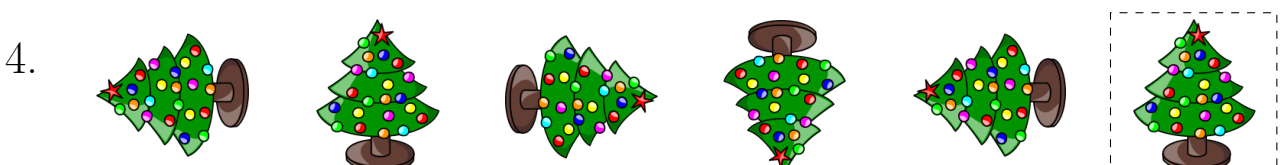

AlathsLibres.com vous souhaite un Joyeux Noël!

Patrons de Noël (3) Réponses

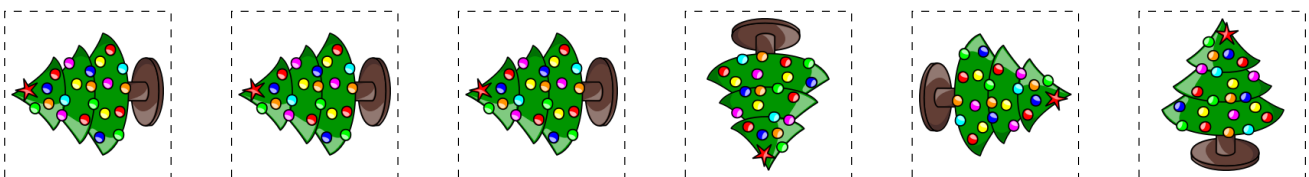
Nom: _____

Date: _____

Coupez et collez le prochain patron qui devrait apparaître dans la suite.



À découper



Images provenant de Openclipart.org

AlathsLibres.com vous souhaite un Joyeux Noël!


Patrons de Noël (I)

Nom: _____


Date: _____

Coupez et collez le prochain patron qui devrait apparaître dans la suite.

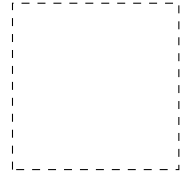
1.




2.




3.



4.



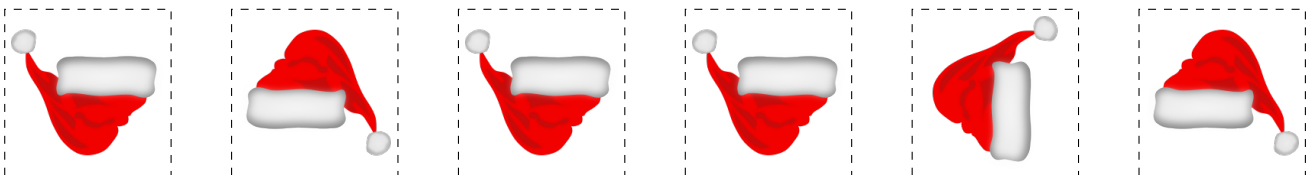
5.



6.



À découper



Images provenant de Openclipart.org

MathsLibres.com vous souhaite un Joyeux Noël!

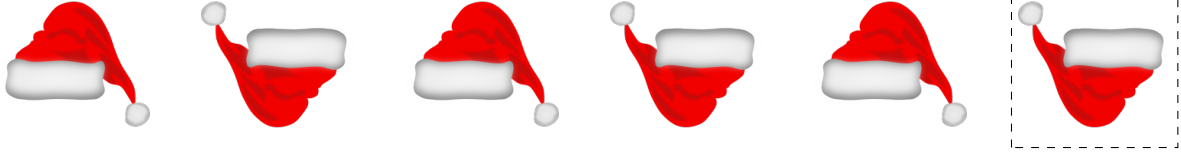
Patrons de Noël (I) Réponses

Nom: _____

Date: _____

Coupez et collez le prochain patron qui devrait apparaître dans la suite.

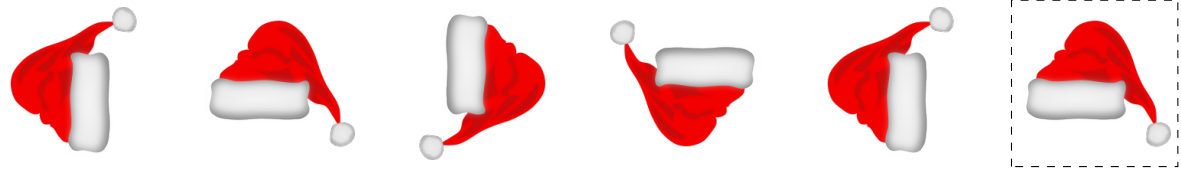
1.



2.




3.



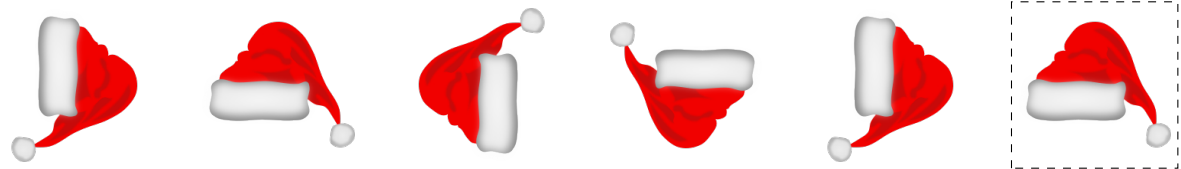
4.



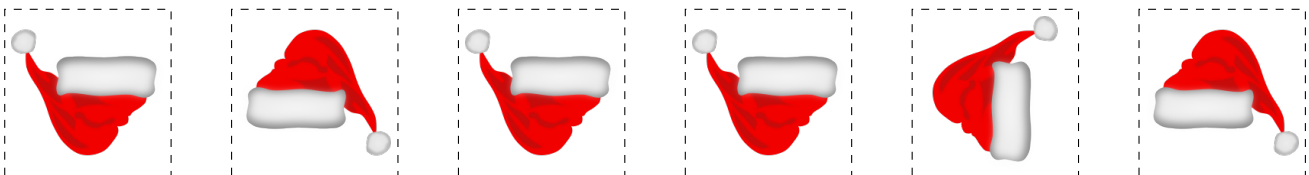
5.



6.



À découper



Images provenant d'Openclipart.org

AlathsLibres.com vous souhaite un Joyeux Noël!