


Patrons de Noël (I)

Nom: _____

Date: _____

Coupez et collez le prochain patron qui devrait apparaître dans la suite.


1.



2.




3.



4.



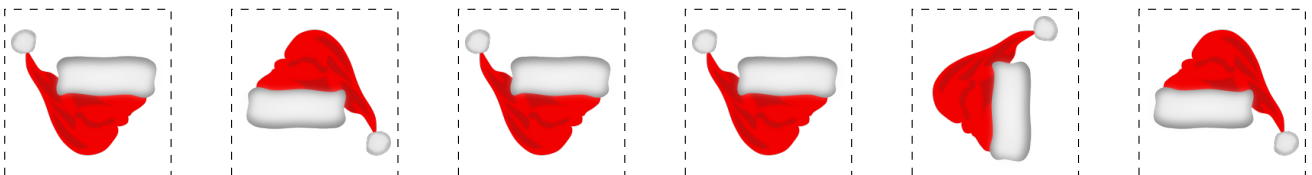
5.



6.



À découper



Images provenant de Openclipart.org

MathsLibres.com vous souhaite un Joyeux Noël!