


Patrons de Noël (I)



Nom: _____



Date: _____



Coupez et collez le prochain patron qui devrait apparaître dans la suite.

1.  

2.  

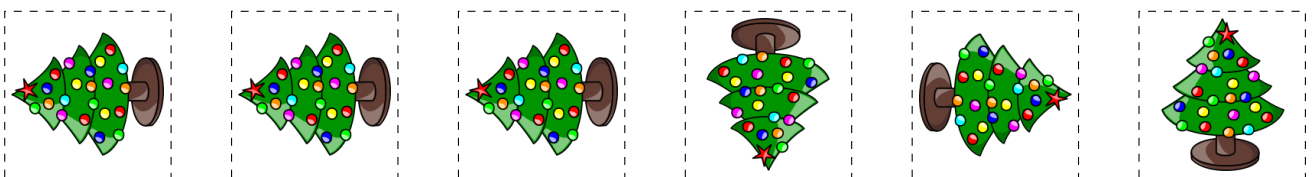
3.  

4.  

5.  

6.  

À découper



Images provenant de Openclipart.org

AlathsLibres.com vous souhaite un Joyeux Noël!