













# Patrons de Noël (H)







Nom: \_\_\_\_\_







Date: \_\_\_\_\_

Coupez et collez le prochain patron qui devrait apparaître dans la suite.


1.      

2.      


3.      

4.      

5.      

6.      

À découper



Images provenant d'Openclipart.org

AlathsLibres.com vous souhaite un Joyeux Noël!