Patrons de Noël (G)

Nom: _____ Date: _____

Coupez et collez le prochain patron qui devrait apparaître dans la suite.

1. 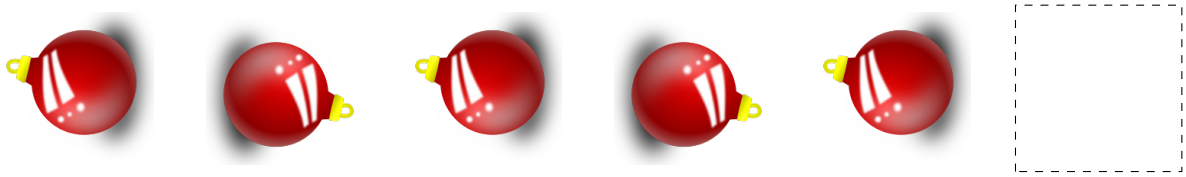

2. 

3. 

4. 

5. 

6. 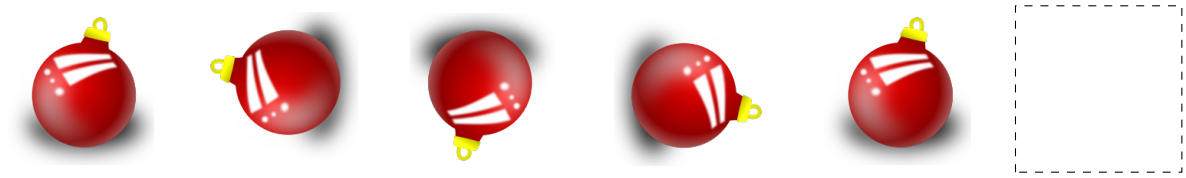

À découper

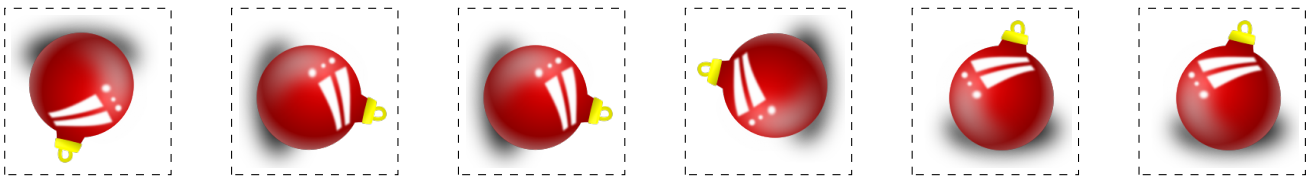

Images provenantes d'Openclipart.org

MathsLibres.com vous souhaite un Joyeux Noël!