
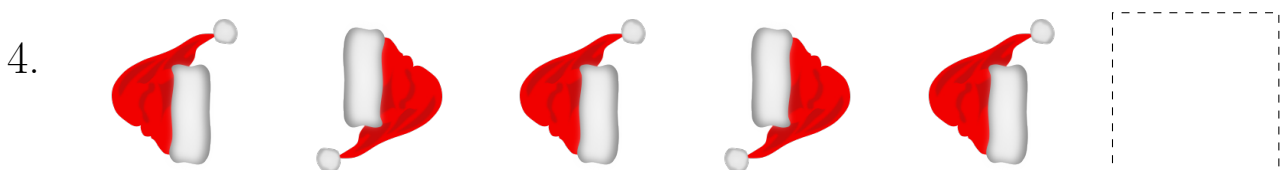




# Patrons de Noël (F)

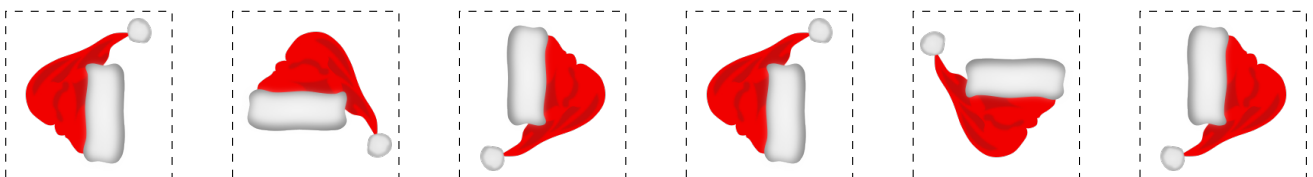
Nom: \_\_\_\_\_

Date: \_\_\_\_\_

Coupez et collez le prochain patron qui devrait apparaître dans la suite.



À découper



Images provenant de [Openclipart.org](http://Openclipart.org)

**MathsLibres.com** vous souhaite un Joyeux Noël!

# Patrons de Noël (F) Réponses

Nom: \_\_\_\_\_

Date: \_\_\_\_\_

Coupez et collez le prochain patron qui devrait apparaître dans la suite.

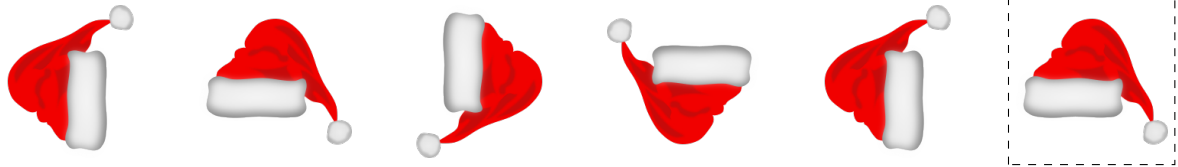
1.



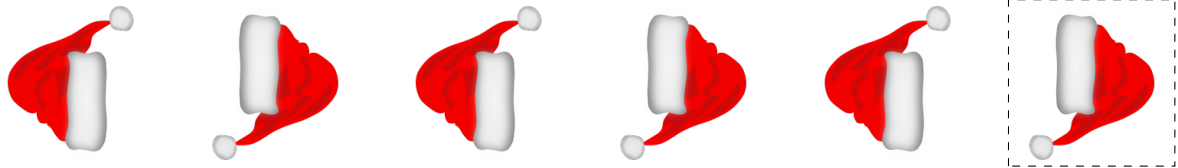
2.




3.



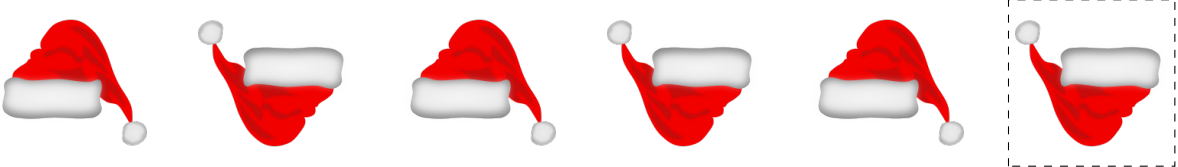
4.



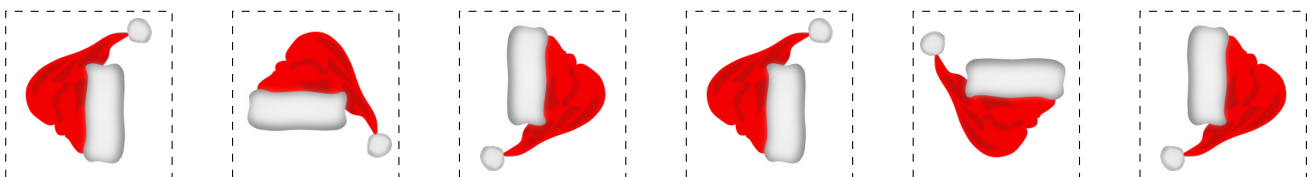
5.



6.



À découper



Images provenant d'Openclipart.org

MathsLibres.com vous souhaite un Joyeux Noël!