


# Patrons de Noël (I)

Nom: \_\_\_\_\_

Date: \_\_\_\_\_

Coupez et collez le prochain patron qui devrait apparaître dans la suite.



1.



2.




3.




4.



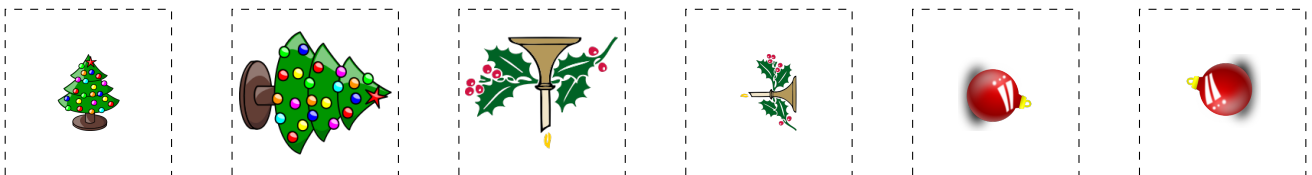
5.



6.



À découper



Images provenant de [Openclipart.org](http://Openclipart.org)

**AlathsLibres.com** vous souhaite un Joyeux Noël!

# Patrons de Noël (I) Réponses

Nom: \_\_\_\_\_


Date: \_\_\_\_\_

Coupez et collez le prochain patron qui devrait apparaître dans la suite.

1.



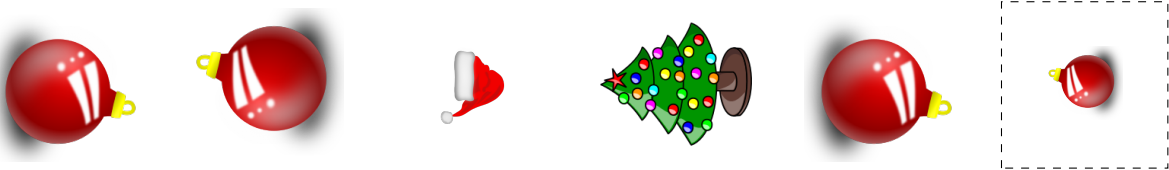
2.




3.



4.



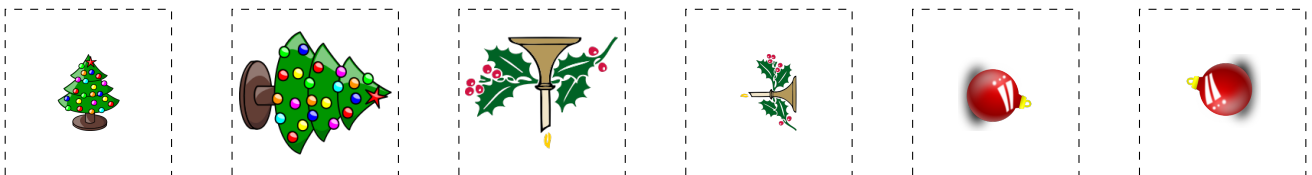
5.



6.



À découper



Images provenant de [Openclipart.org](http://Openclipart.org)

**AlathsLibres.com** vous souhaite un Joyeux Noël!