


# Patrons de Noël (H)

Nom: \_\_\_\_\_

Date: \_\_\_\_\_

Coupez et collez le prochain patron qui devrait apparaître dans la suite.


1.



2.




3.




4.




5.



6.



À découper



Images provenant d'Openclipart.org

MathsLibres.com vous souhaite un Joyeux Noël!