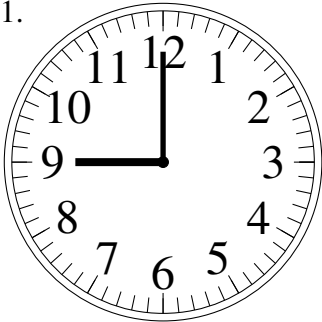



Lecture d'Horloge Analogue (A)

Lisez le temps indiqué et inscrivez le sous l'horloge.


1.




2.




3.




4.




5.




6.




7.




8.




9.




10.



11.



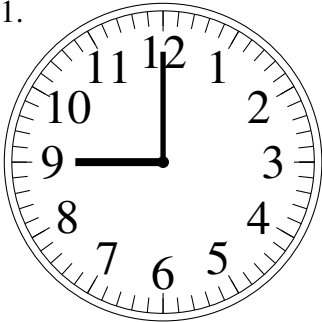
12.



Lecture d'Horloge Analogue (A) Solutions


Lisez le temps indiqué et inscrivez le sous l'horloge.

1.




9:00

2.




9:00

3.




5:00

4.




8:00

5.




5:00

6.




10:00

7.




5:00

8.




3:00

9.




6:30

10.




3:00

11.



6:00

12.

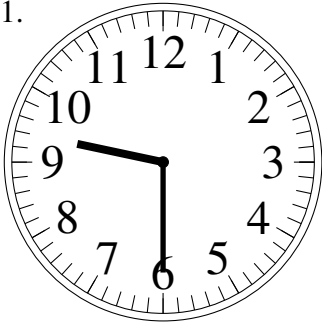


5:30


Lecture d'Horloge Analogue (B)

Lisez le temps indiqué et inscrivez le sous l'horloge.


1.




2.




3.




4.




5.




6.




7.




8.




9.




10.



11.



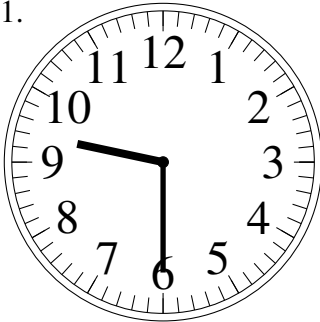
12.



Lecture d'Horloge Analogue (B) Solutions


Lisez le temps indiqué et inscrivez le sous l'horloge.

1.



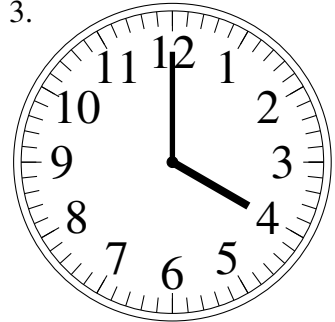
9:30

2.




2:30

3.




4:00

4.




4:30

5.




6:30

6.




2:30

7.




1:00

8.




3:00

9.




8:30

10.




5:00

11.



1:00

12.




10:00


Lecture d'Horloge Analogue (C)

Lisez le temps indiqué et inscrivez le sous l'horloge.

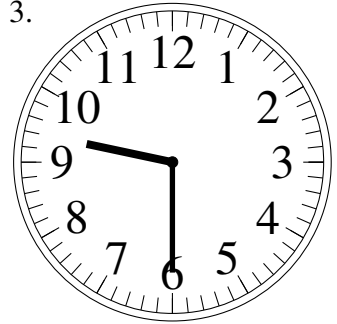
1.



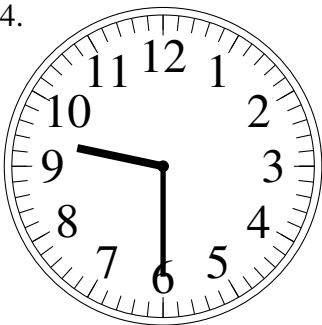
2.




3.




4.




5.




6.




7.




8.



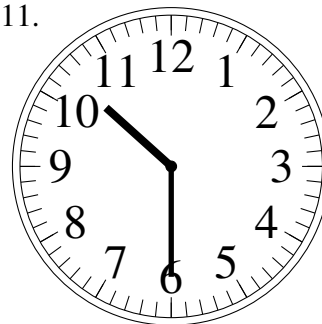
9.




10.



11.




12.



Lecture d'Horloge Analogue (C) Solutions


Lisez le temps indiqué et inscrivez le sous l'horloge.

1.



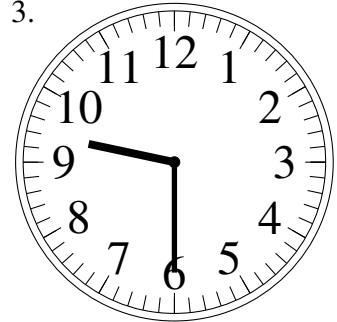
1:30

2.



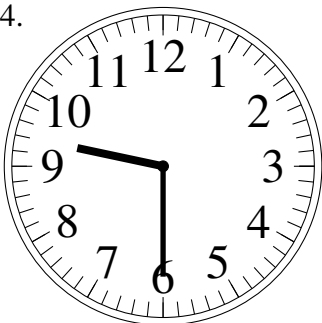
3:00

3.




9:30

4.




9:30

5.




11:00

6.




5:30

7.




5:00

8.




2:00

9.



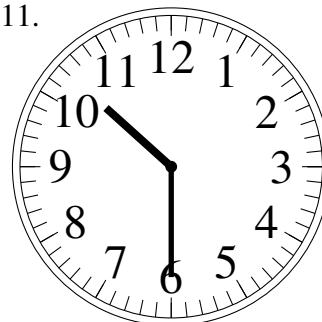
11:00

10.




6:00

11.



10:30

12.




1:30


Lecture d'Horloge Analogue (D)

Lisez le temps indiqué et inscrivez le sous l'horloge.

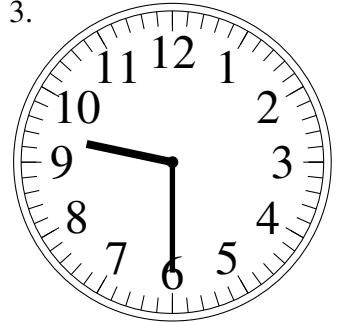
1.




2.




3.




4.




5.




6.




7.




8.




9.




10.



11.




12.



Lecture d'Horloge Analogue (D) Solutions


Lisez le temps indiqué et inscrivez le sous l'horloge.

1.



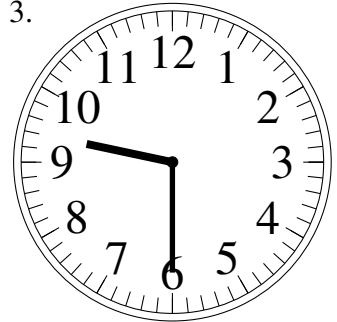
7:00

2.




7:00

3.




9:30

4.




2:00

5.




10:00

6.




3:00

7.




4:00

8.




1:00

9.




10:30

10.




12:30

11.



7:30

12.

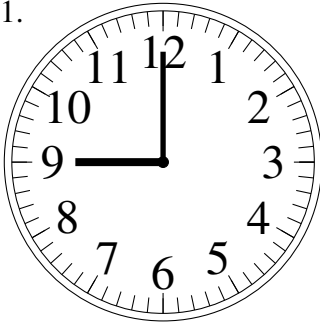


1:00


Lecture d'Horloge Analogue (E)

Lisez le temps indiqué et inscrivez le sous l'horloge.

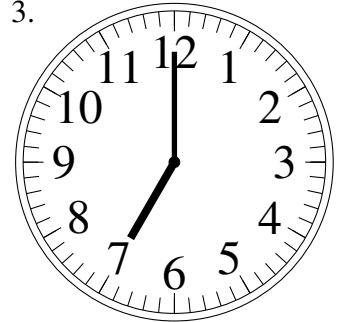
1.




2.




3.




4.




5.




6.




7.




8.



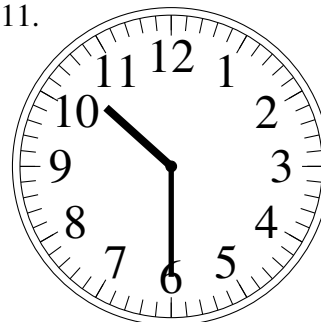
9.




10.



11.




12.



Lecture d'Horloge Analogue (E) Solutions


Lisez le temps indiqué et inscrivez le sous l'horloge.

1.




9:00

2.




9:00

3.




7:00

4.




4:00

5.



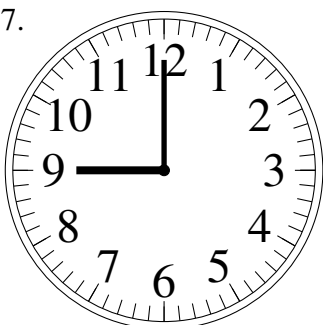
6:30

6.




12:30

7.



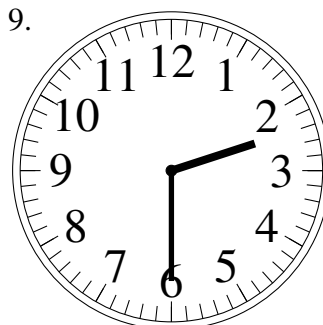
9:00

8.




10:00

9.




2:30

10.




11:00

11.



10:30

12.




1:30

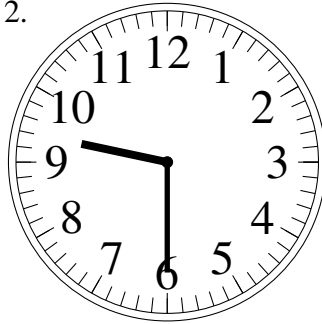
Lecture d'Horloge Analogue (F)

Lisez le temps indiqué et inscrivez le sous l'horloge.

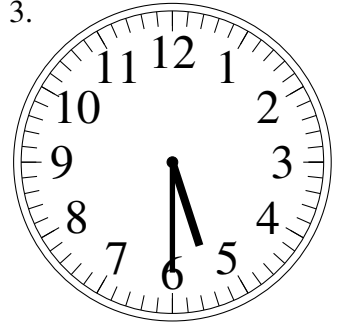
1.




2.




3.




4.




5.




6.




7.




8.




9.




10.



11.




12.



Lecture d'Horloge Analogue (F) Solutions

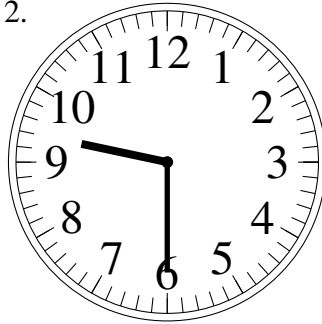
Lisez le temps indiqué et inscrivez le sous l'horloge.

1.



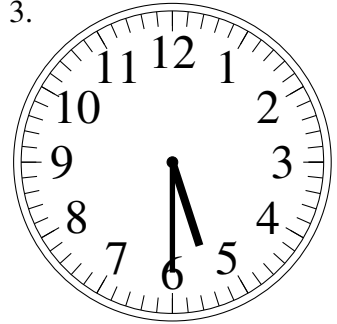
1:30

2.




9:30

3.




5:30

4.




9:00

5.




9:30

6.




6:30

7.




7:00

8.




3:30

9.




2:00

10.




5:30

11.



1:30

12.

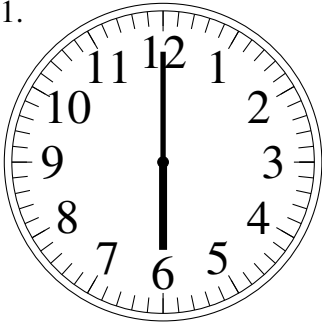


6:00


Lecture d'Horloge Analogue (G)

Lisez le temps indiqué et inscrivez le sous l'horloge.


1.




2.




3.




4.




5.




6.




7.




8.




9.




10.



11.



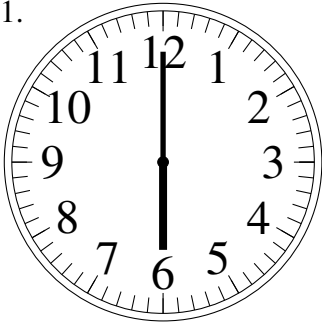
12.



Lecture d'Horloge Analogue (G) Solutions


Lisez le temps indiqué et inscrivez le sous l'horloge.

1.




6:00

2.




5:00

3.




5:30

4.




1:30

5.




6:30

6.




3:30

7.




7:30

8.




5:00

9.




3:00

10.




4:30

11.



6:00

12.




11:30


Lecture d'Horloge Analogue (H)

Lisez le temps indiqué et inscrivez le sous l'horloge.


1.




2.




3.




4.




5.




6.




7.




8.




9.




10.



11.




12.



Lecture d'Horloge Analogue (H) Solutions


Lisez le temps indiqué et inscrivez le sous l'horloge.

1.




1:30

2.




3:00

3.




11:30

4.




4:00

5.




10:30

6.




1:30

7.




7:30

8.




7:30

9.




12:00

10.




1:30

11.



12:30

12.




8:30


Lecture d'Horloge Analogue (I)

Lisez le temps indiqué et inscrivez le sous l'horloge.

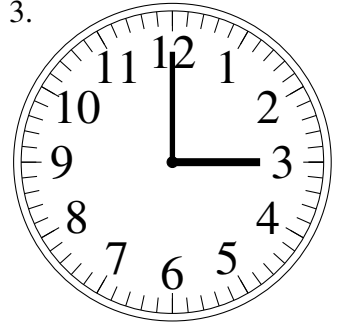
1.




2.




3.




4.




5.




6.




7.




8.



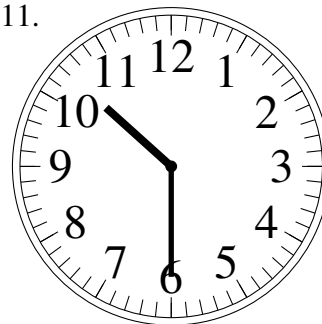
9.




10.



11.




12.



Lecture d'Horloge Analogue (I) Solutions


Lisez le temps indiqué et inscrivez le sous l'horloge.

1.




2:00

2.




12:00

3.




3:00

4.




12:30

5.




9:00

6.




2:00

7.




10:00

8.




11:00

9.



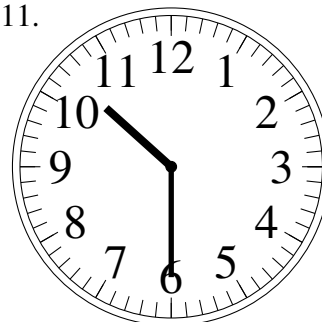
1:30

10.




3:00

11.



10:30

12.




2:00


Lecture d'Horloge Analogue (J)

Lisez le temps indiqué et inscrivez le sous l'horloge.

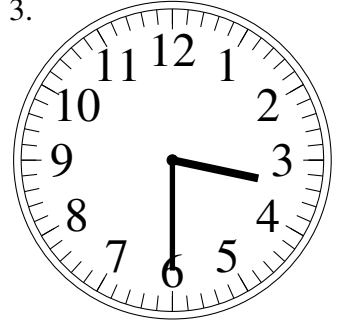
1.




2.




3.




4.




5.




6.




7.




8.




9.




10.



11.




12.



Lecture d'Horloge Analogue (J) Solutions


Lisez le temps indiqué et inscrivez le sous l'horloge.

1.




11:30

2.



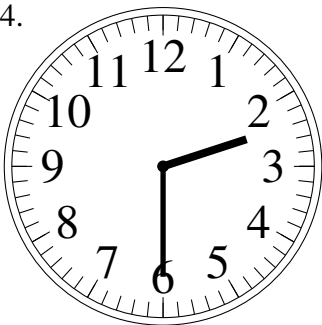
10:00

3.




3:30

4.




2:30

5.




12:00

6.




5:00

7.




8:30

8.



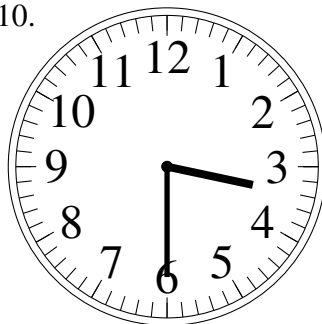
3:00

9.




8:00

10.




3:30

11.



8:00

12.



11:00