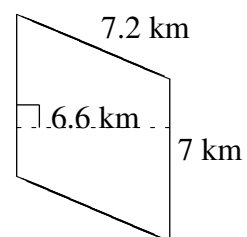
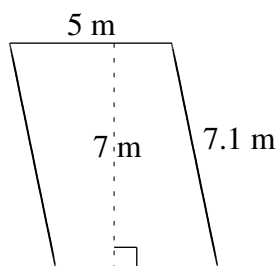
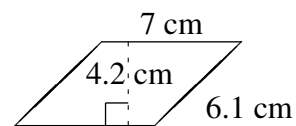
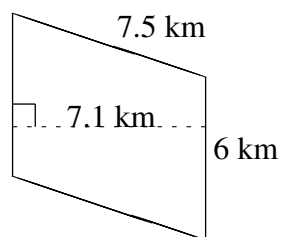
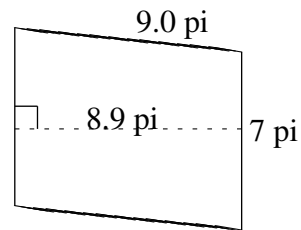
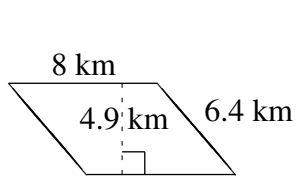


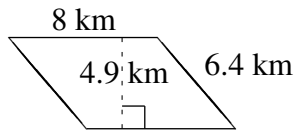
# Aire et Périmètre de Parallélogrammes (E)

Trouvez l'aire et le périmètre de chaque parallélogramme.

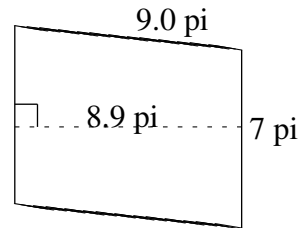


# Aire et Périmètre de Parallélogrammes (E) Solutions

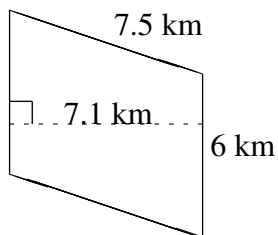
Trouvez l'aire et le périmètre de chaque parallélogramme.



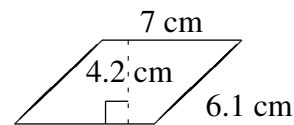
$$A = 39.2 \text{ km}^2$$
$$P = 28.8 \text{ km}$$



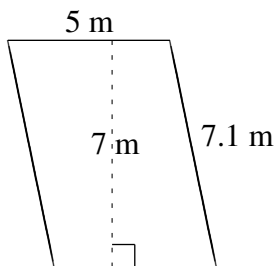
$$A = 62.3 \text{ pi}^2$$
$$P = 32.0 \text{ pi}$$



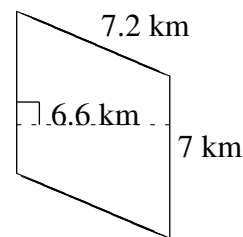
$$A = 42.6 \text{ km}^2$$
$$P = 27.0 \text{ km}$$



$$A = 29.4 \text{ cm}^2$$
$$P = 26.2 \text{ cm}$$



$$A = 35 \text{ m}^2$$
$$P = 24.2 \text{ m}$$



$$A = 46.2 \text{ km}^2$$
$$P = 28.4 \text{ km}$$