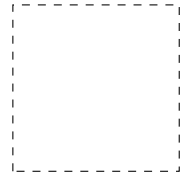


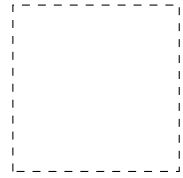
Motifs de la Saint-Patrick (B)

Coupez et collez le prochain objet qui devrait apparaitre dans la suite.

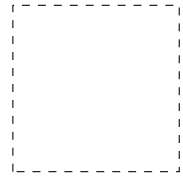
1.



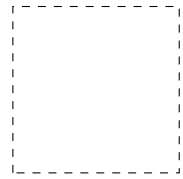
2.



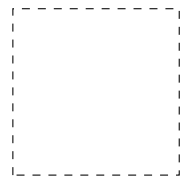
3.



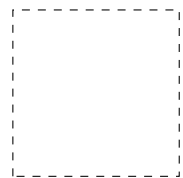
4.



5.



6.



À découper



Images provenant de [Openclipart.org](https://openclipart.org/)

MathsLibres.com vous souhaite une heureuse Saint-Patrick!