Motifs de la Saint-Patrick (A)

Coupez et collez le prochain object qui devrait apparaitre dans la suite.

1.

2.

3.

4.

5.

6.

À découper



Images provenantes d'Openclipart.org

MathsLibres.com vous souhaite une heureuse Saint-Patrick!

Motifs de la Saint-Patrick (A) Réponses

Coupez et collez le prochain object qui devrait apparaitre dans la suite.

1.

2.

3.

4.

5.

6.

À découper



Images provenantes d'Openclipart.org

MathsLibres.com vous souhaite une heureuse Saint-Patrick!

Motifs de la Saint-Patrick (B)

Coupez et collez le prochain object qui devrait apparaitre dans la suite.

1. 

2.

3. 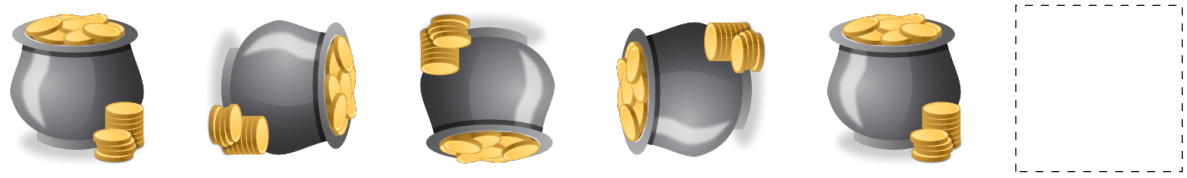

4. 

5. 

6.

À découper

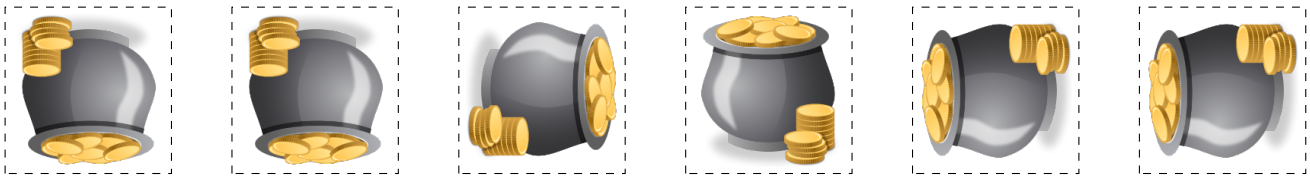

Images provenantes d'Openclipart.org

MathsLibres.com vous souhaite une heureuse Saint-Patrick!

Motifs de la Saint-Patrick (B) Réponses

Coupez et collez le prochain object qui devrait apparaitre dans la suite.

1.



2.

3.

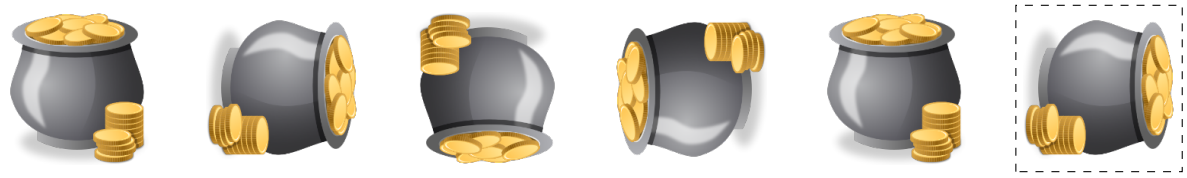

4.



5.



6.

À découper

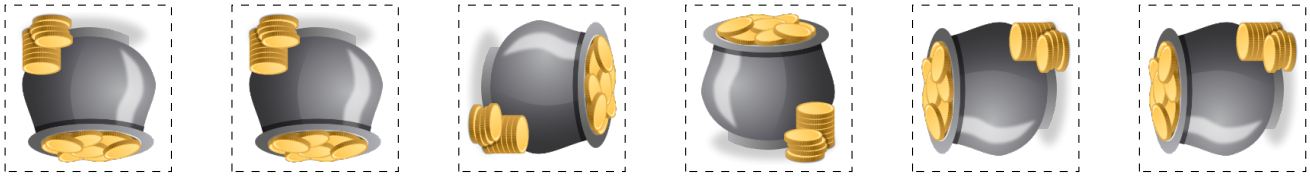

Images provenantes d'Openclipart.org

MathsLibres.com vous souhaite une heureuse Saint-Patrick!

Motifs de la Saint-Patrick (C)

Coupez et collez le prochain object qui devrait apparaitre dans la suite.

1.

2.

3.



4.



5.



6.



À découper

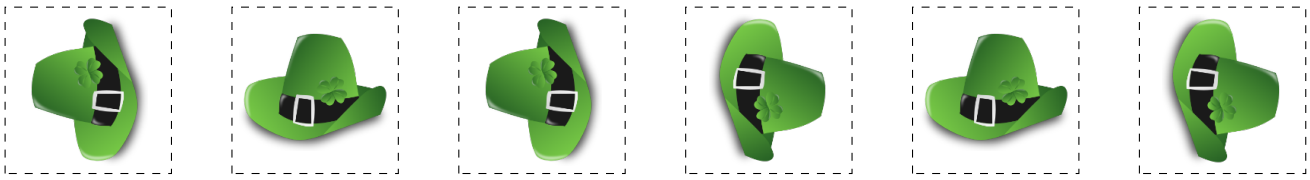

Images provenantes d'Openclipart.org

MathsLibres.com vous souhaite une heureuse Saint-Patrick!

Motifs de la Saint-Patrick (C) Réponses

Coupez et collez le prochain object qui devrait apparaitre dans la suite.

1.

2.

3.



4.



5.



6.



À découper

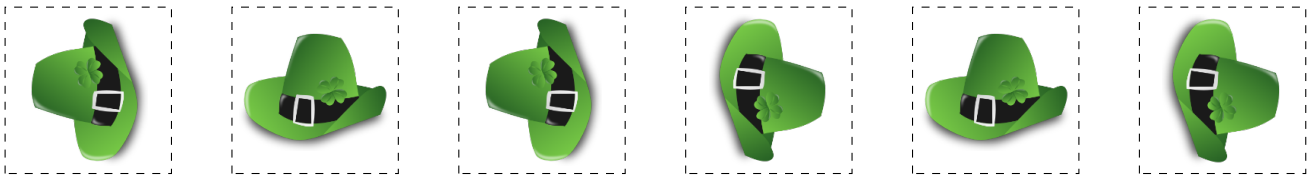

Images provenantes d'Openclipart.org

MathsLibres.com vous souhaite une heureuse Saint-Patrick!

Motifs de la Saint-Patrick (D)

Coupez et collez le prochain object qui devrait apparaitre dans la suite.

1.



2.



3.

4.

5.

6.

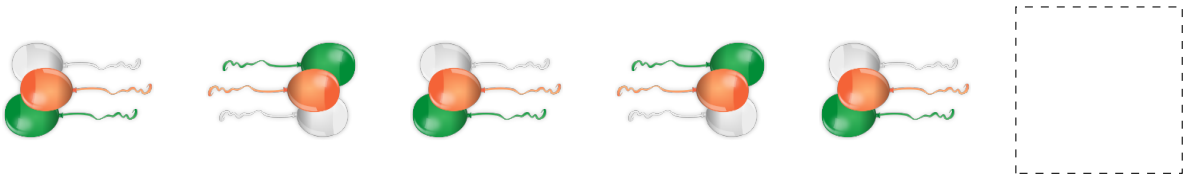

À découper

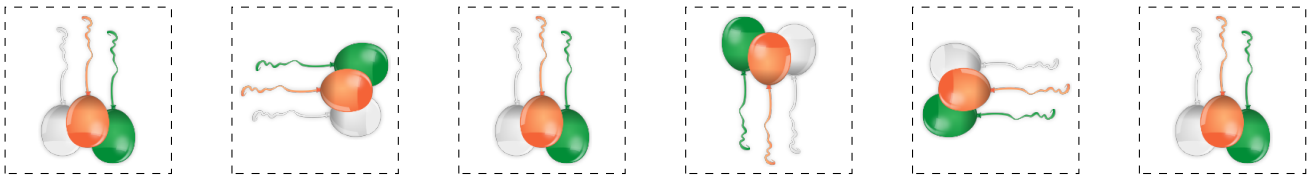

Images provenantes d'Openclipart.org

MathsLibres.com vous souhaite une heureuse Saint-Patrick!

Motifs de la Saint-Patrick (D) Réponses

Coupez et collez le prochain object qui devrait apparaitre dans la suite.

1.



2.



3.

4.

5.

6.

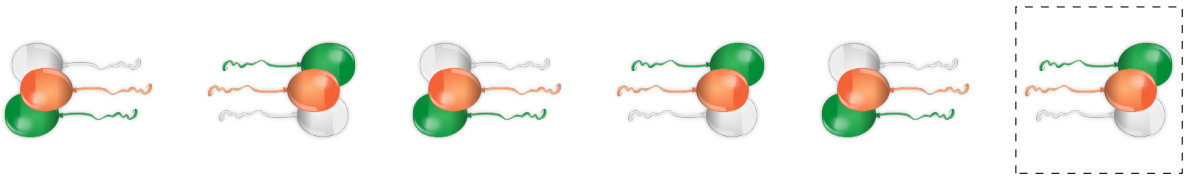

À découper

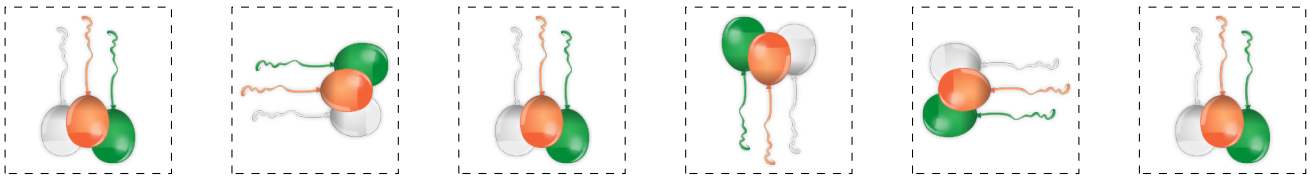

Images provenantes d'Openclipart.org

MathsLibres.com vous souhaite une heureuse Saint-Patrick!

Motifs de la Saint-Patrick (E)

Coupez et collez le prochain object qui devrait apparaitre dans la suite.

1.

2.

3.

4.

5.

6.

À découper



Images provenantes d'Openclipart.org

MathsLibres.com vous souhaite une heureuse Saint-Patrick!

Motifs de la Saint-Patrick (E) Réponses

Coupez et collez le prochain object qui devrait apparaitre dans la suite.

1.

2.

3.

4.

5.

6.

À découper



Images provenantes d'Openclipart.org

MathsLibres.com vous souhaite une heureuse Saint-Patrick!

Motifs de la Saint-Patrick (F)

Coupez et collez le prochain object qui devrait apparaitre dans la suite.

1. 

2. 

3. 

4. 

5. 

6. 

À découper



Images provenantes d'Openclipart.org

MathsLibres.com vous souhaite une heureuse Saint-Patrick!

Motifs de la Saint-Patrick (F) Réponses

Coupez et collez le prochain object qui devrait apparaitre dans la suite.

1.



2.



3.



4.



5.



6.



À découper



Images provenantes d'Openclipart.org

MathsLibres.com vous souhaite une heureuse Saint-Patrick!

Motifs de la Saint-Patrick (G)

Coupez et collez le prochain object qui devrait apparaitre dans la suite.

1.

2.



3.



4.



5.



6.

À découper

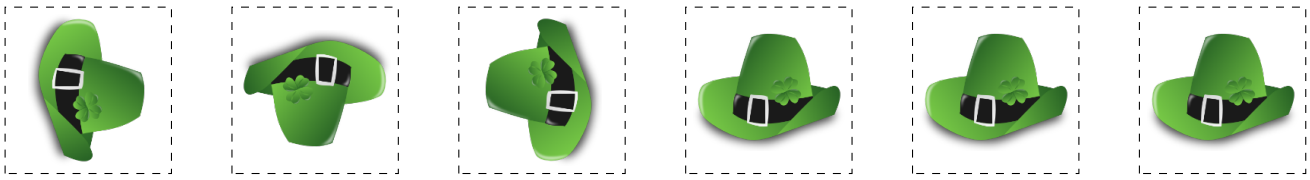

Images provenantes d'Openclipart.org

MathsLibres.com vous souhaite une heureuse Saint-Patrick!

Motifs de la Saint-Patrick (G) Réponses

Coupez et collez le prochain object qui devrait apparaitre dans la suite.

1.

2.



3.



4.



5.



6.

À découper

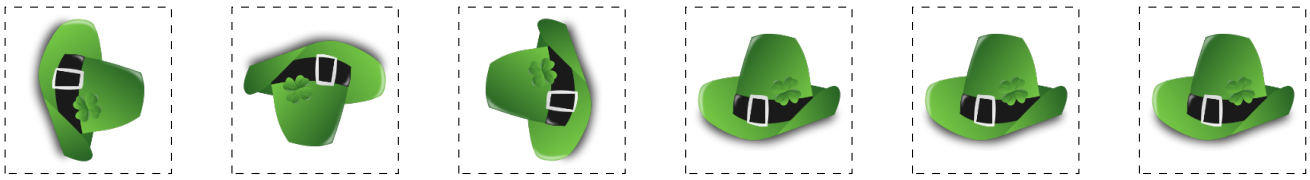

Images provenantes d'Openclipart.org

MathsLibres.com vous souhaite une heureuse Saint-Patrick!

Motifs de la Saint-Patrick (H)

Coupez et collez le prochain object qui devrait apparaitre dans la suite.

1.



2.

3.

4.



5.

6.

À découper



Images provenantes d'Openclipart.org

MathsLibres.com vous souhaite une heureuse Saint-Patrick!

Motifs de la Saint-Patrick (H) Réponses

Coupez et collez le prochain object qui devrait apparaitre dans la suite.

1.



2.

3.

4.



5.

6.

À découper



Images provenantes d'Openclipart.org

MathsLibres.com vous souhaite une heureuse Saint-Patrick!

Motifs de la Saint-Patrick (I)

Coupez et collez le prochain object qui devrait apparaitre dans la suite.

1.

2.

3.

4.

5.

6.

À découper



Images provenantes d'Openclipart.org

MathsLibres.com vous souhaite une heureuse Saint-Patrick!

Motifs de la Saint-Patrick (I) Réponses

Coupez et collez le prochain object qui devrait apparaitre dans la suite.

1.

2.

3.

4.

5.

6.

À découper



Images provenantes d'Openclipart.org

MathsLibres.com vous souhaite une heureuse Saint-Patrick!

Motifs de la Saint-Patrick (J)

Coupez et collez le prochain object qui devrait apparaitre dans la suite.

1. 

2. 

3. 

4. 

5. 

6. 

À découper

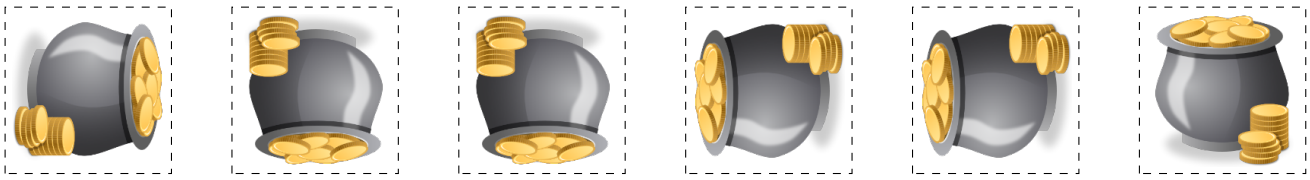

Images provenantes d'Openclipart.org

MathsLibres.com vous souhaite une heureuse Saint-Patrick!

Motifs de la Saint-Patrick (J) Réponses

Coupez et collez le prochain object qui devrait apparaitre dans la suite.

1.



2.



3.



4.



5.



6.



À découper

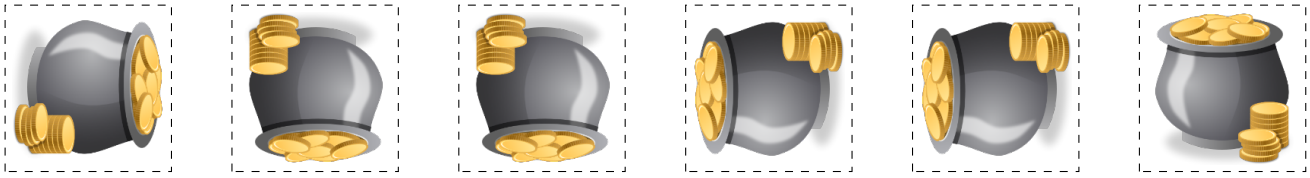

Images provenantes d'Openclipart.org

MathsLibres.com vous souhaite une heureuse Saint-Patrick!