


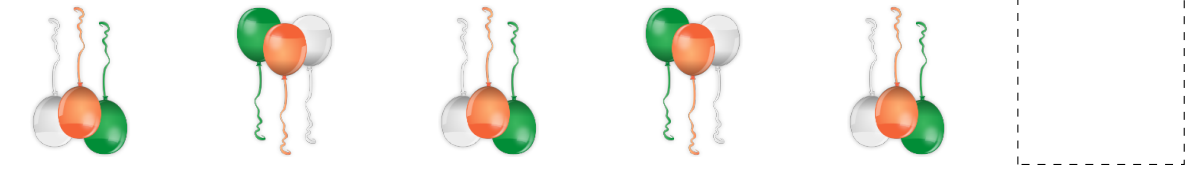
Motifs de la Saint-Patrick (H)

Coupez et collez le prochain objet qui devrait apparaitre dans la suite.

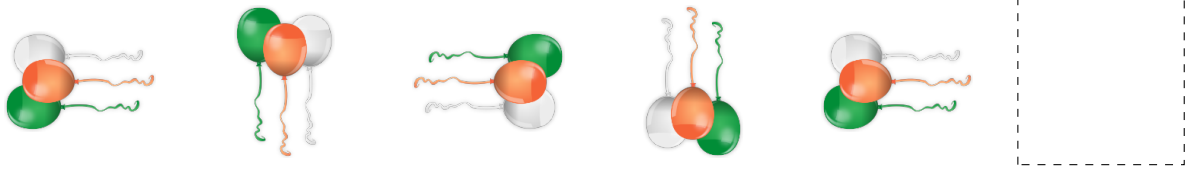
1.




2.



3.



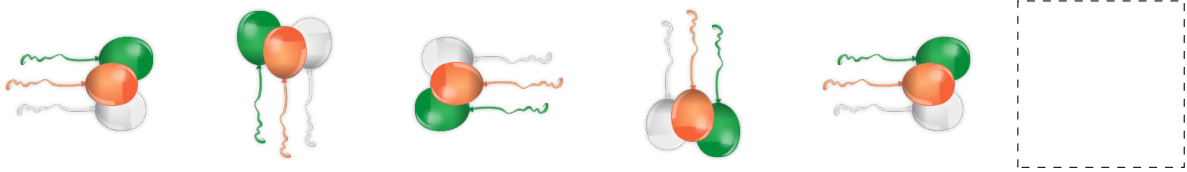
4.




5.



6.



À découper




Images provenant d'Openclipart.org

MathsLibres.com vous souhaite une heureuse Saint-Patrick!

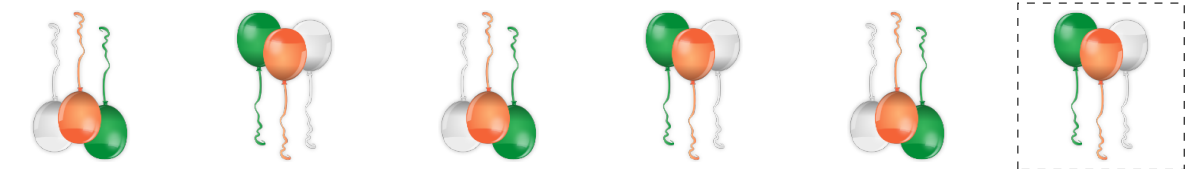
Motifs de la Saint-Patrick (H) Réponses

Coupez et collez le prochain objet qui devrait apparaître dans la suite.

1.




2.



3.



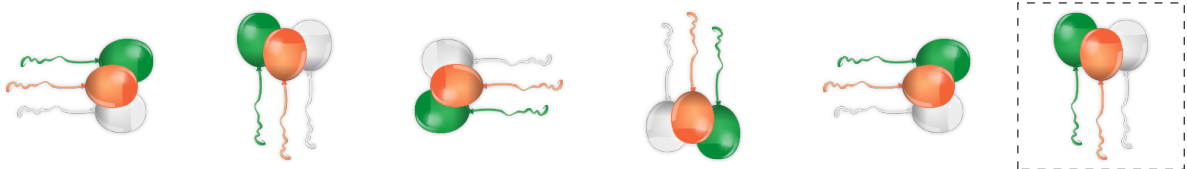
4.




5.



6.



À découper



Images provenant d'Openclipart.org

MathsLibres.com vous souhaite une heureuse Saint-Patrick!