

Motifs de la Saint-Patrick (I)

Coupez et collez le prochain objet qui devrait apparaître dans la suite.

1.




2.




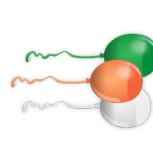
3.




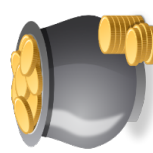

4.



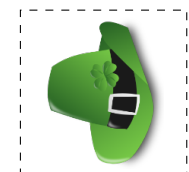
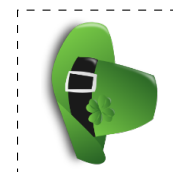
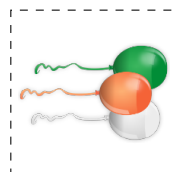
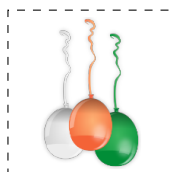
5.



6.



À découper



Images provenant de Openclipart.org

MathsLibres.com vous souhaite une heureuse Saint-Patrick!