




# Motifs de la Saint-Patrick (B)

Coupez et collez le prochain objet qui devrait apparaître dans la suite.

1.




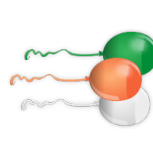
2.



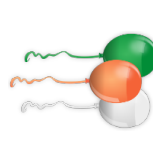

3.



4.



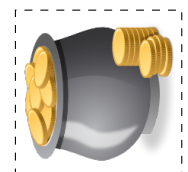
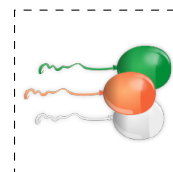
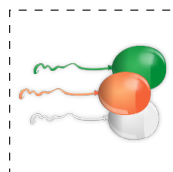
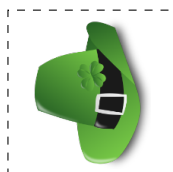
5.



6.



À découper



Images provenant de [Openclipart.org](http://Openclipart.org)

MathsLibres.com vous souhaite une heureuse Saint-Patrick!