



Motifs de la Fête du Nunavut (D)

Coupez et collez le prochain objet qui devrait apparaître dans la suite.

1.



2.




3.




4.



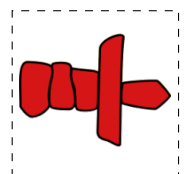

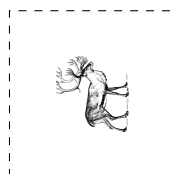

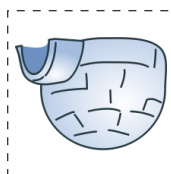
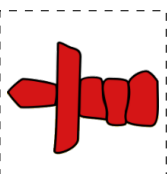
5.



6.



À découper



Images provenant de OpenClipart.org et Aldo.


Motifs de la Fête du Nunavut (D) Réponses

Coupez et collez le prochain objet qui devrait apparaître dans la suite.

1.



2.



3.



4.



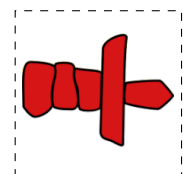

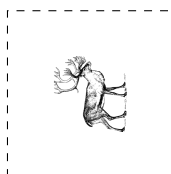

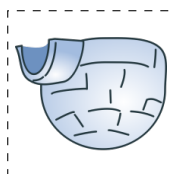
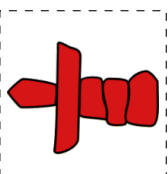
5.



6.



À découper



Images provenant de OpenClipart.org et Aldo.