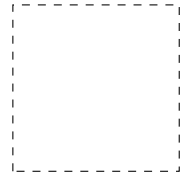


# MOTIFS D'HALLOWEEN (C)

Coupez et collez le prochain objet qui devrait apparaître dans la suite.

1.




2.



3.



4.




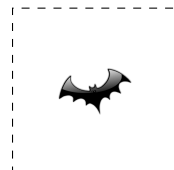

5.



6.



À découper




Images provenant de [Openclipart.org](http://Openclipart.org)

JOYEUSE HALLOWEEN DE LA PART DE MATHSLIBRES.COM!

# MOTIFS D'HALLOWEEN (C) R PONSES

Coupez et collez le prochain objet qui devrait apparaître dans la suite.

1.




2.



3.



4.




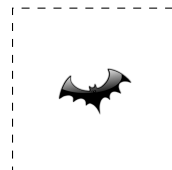

5.



6.



À découper



Images provenant de [Openclipart.org](http://Openclipart.org)

JOYEUSE HALLOWEEN DE LA PART DE MATHSLIBRES.COM!