

MOTIFS D'HALLOWEEN (A)

Coupez et collez le prochain objet qui devrait apparaître dans la suite.

1.





2.



3.




4.



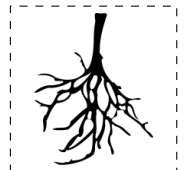
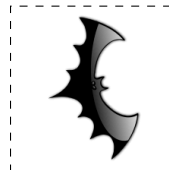
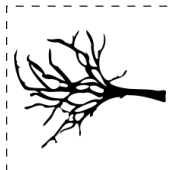
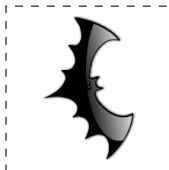
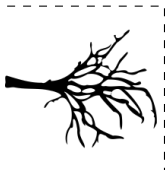
5.



6.



À découper



Images provenant de Openclipart.org

JOYEUSE HALLOWEEN DE LA PART DE MATHSLIBRES.COM!

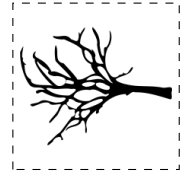
MOTIFS D'HALLOWEEN (A) R PONSES

Coupez et collez le prochain objet qui devrait apparaître dans la suite.

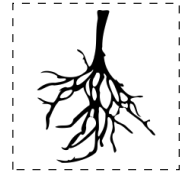
1.



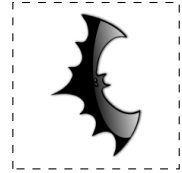


2.



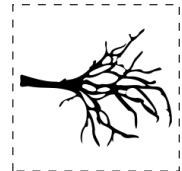
3.



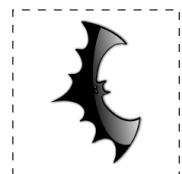

4.



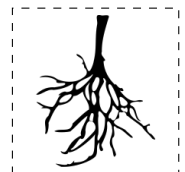
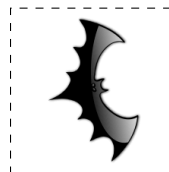
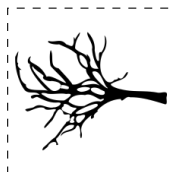

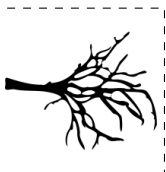
5.



6.



À découper



Images provenant de Openclipart.org

JOYEUSE HALLOWEEN DE LA PART DE MATHSLIBRES.COM!

MOTIFS D'HALLOWEEN (B)

Coupez et collez le prochain objet qui devrait apparaître dans la suite.


1.



2.



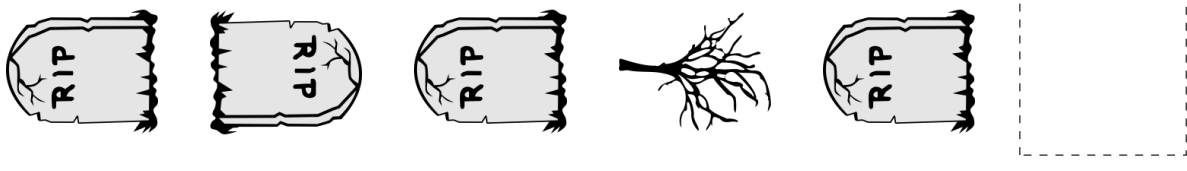
3.



4.



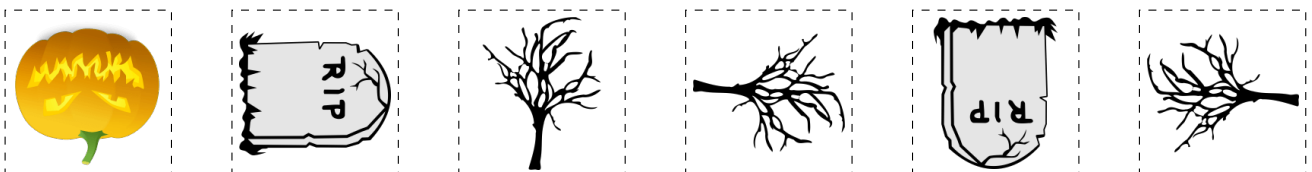
5.



6.



À découper




Images provenant de Openclipart.org

JOYEUSE HALLOWEEN DE LA PART DE MATHSLIBRES.COM!

MOTIFS D'HALLOWEEN (B) R PONSES

Coupez et collez le prochain objet qui devrait apparaître dans la suite.


1.



2.



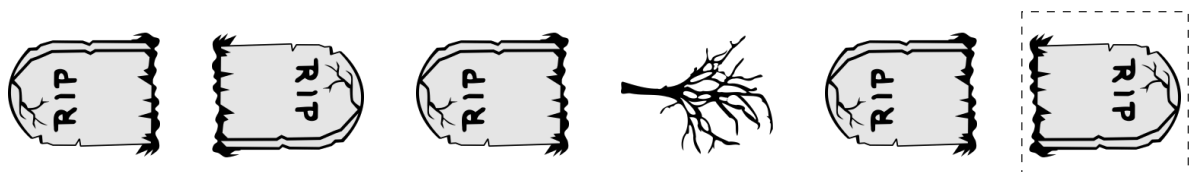
3.



4.



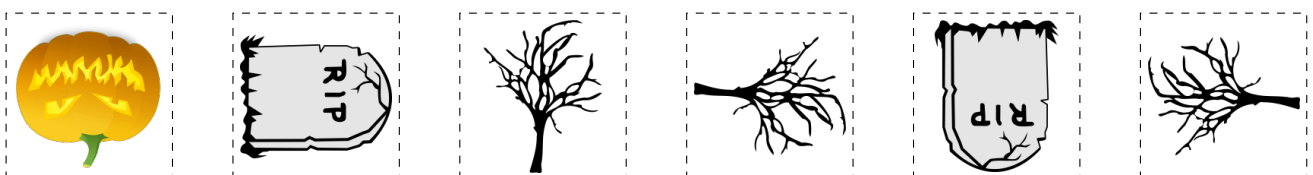
5.



6.



À découper



Images provenant de Openclipart.org

JOYEUSE HALLOWEEN DE LA PART DE MATHSLIBRES.COM!



MOTIFS D'HALLOWEEN (C)

Coupez et collez le prochain objet qui devrait apparaître dans la suite.


1.




2.



3.




4.



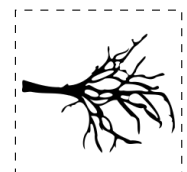

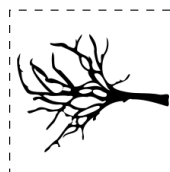


5.



6.



À découper



Images provenant de Openclipart.org

JOYEUSE HALLOWEEN DE LA PART DE MATHSLIBRES.COM!




MOTIFS D'HALLOWEEN (C) R PONSES

Coupez et collez le prochain objet qui devrait apparaître dans la suite.

1.




2.



3.





4.




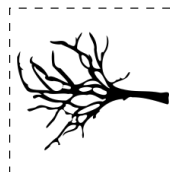


5.



6.



À découper



Images provenant de Openclipart.org

JOYEUSE HALLOWEEN DE LA PART DE MATHSLIBRES.COM!


MOTIFS D'HALLOWEEN (D)

Coupez et collez le prochain objet qui devrait apparaître dans la suite.


1.




2.




3.



4.



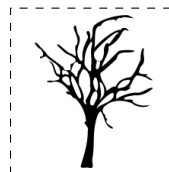
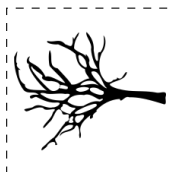
5.



6.



À découper



Images provenant de Openclipart.org

JOYEUSE HALLOWEEN DE LA PART DE MATHSLIBRES.COM!


MOTIFS D'HALLOWEEN (D) R PONSES

Coupez et collez le prochain objet qui devrait apparaître dans la suite.

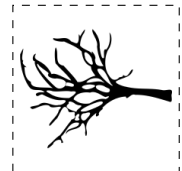
1.





2.



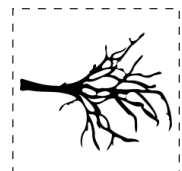
3.



4.



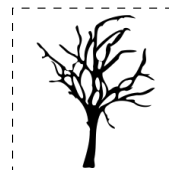
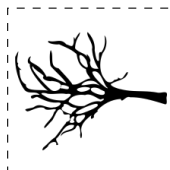
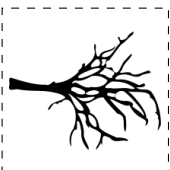
5.



6.



À découper

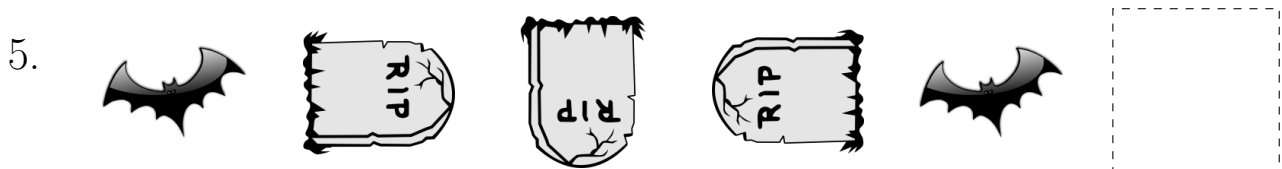


Images provenant de Openclipart.org

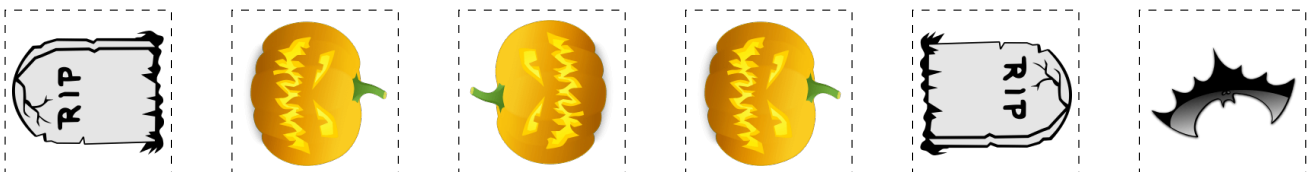
JOYEUSE HALLOWEEN DE LA PART DE MATHSLIBRES.COM!

MOTIFS D'HALLOWEEN (E)

Coupez et collez le prochain objet qui devrait apparaître dans la suite.



À découper



Images provenant de Openclipart.org

JOYEUSE HALLOWEEN DE LA PART DE MATHSLIBRES.COM!

MOTIFS D'HALLOWEEN (E) R PONSES

Coupez et collez le prochain objet qui devrait apparaître dans la suite.


1.




2.



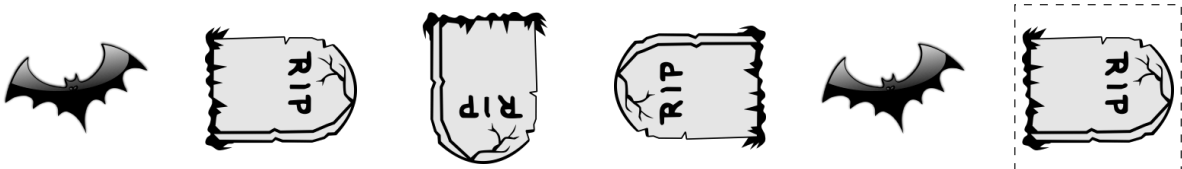
3.



4.



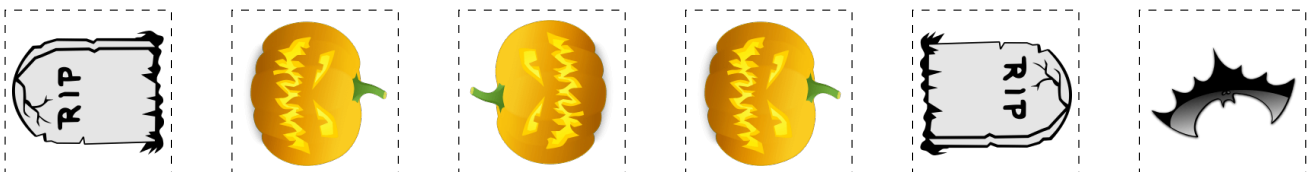
5.



6.



À découper





Images provenant de Openclipart.org

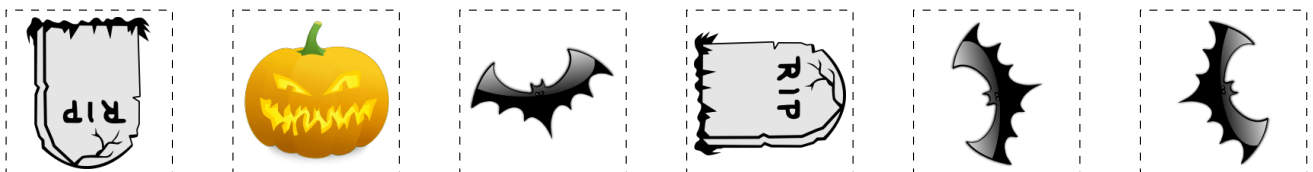
JOYEUSE HALLOWEEN DE LA PART DE MATHSLIBRES.COM!

MOTIFS D'HALLOWEEN (F)

Coupez et collez le prochain objet qui devrait apparaître dans la suite.



À découper



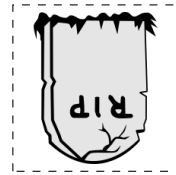
Images provenant de Openclipart.org

JOYEUSE HALLOWEEN DE LA PART DE MATHSLIBRES.COM!

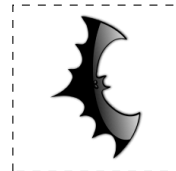
MOTIFS D'HALLOWEEN (F) R PONSES

Coupez et collez le prochain objet qui devrait apparaître dans la suite.

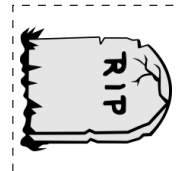
1.





2.




3.



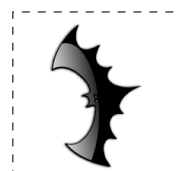
4.



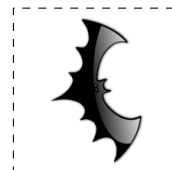
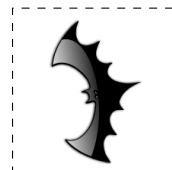
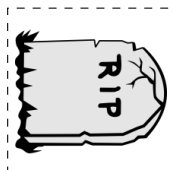

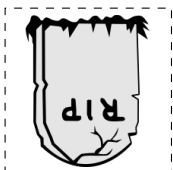
5.



6.



À découper





Images provenant Openclipart.org

JOYEUSE HALLOWEEN DE LA PART DE MATHSLIBRES.COM!

MOTIFS D'HALLOWEEN (Q)

Coupez et collez le prochain objet qui devrait apparaître dans la suite.

1.




2.




3.



4.



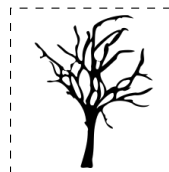

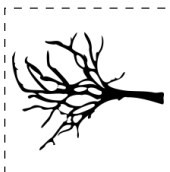
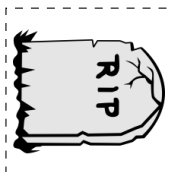
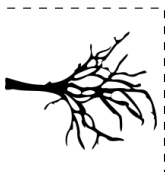
5.



6.



À découper






Images provenant de Openclipart.org

JOYEUSE HALLOWEEN DE LA PART DE MATHSLIBRES.COM!

MOTIFS D'HALLOWEEN (Q) R PONSES

Coupez et collez le prochain objet qui devrait apparaître dans la suite.

1.





2.



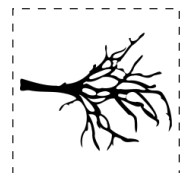

3.



4.



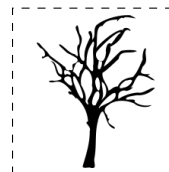

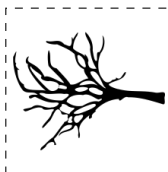
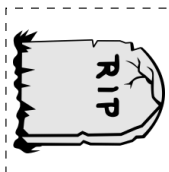
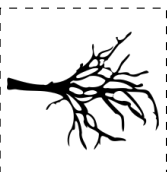
5.



6.



À découper



Images provenant de Openclipart.org

JOYEUSE HALLOWEEN DE LA PART DE MATHSLIBRES.COM!

MOTIFS D'HALLOWEEN (H)

Coupez et collez le prochain objet qui devrait apparaître dans la suite.

1.




2.



3.



4.




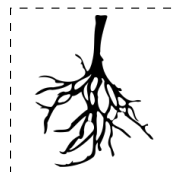

5.



6.



À découper



Images provenant de Openclipart.org

JOYEUSE HALLOWEEN DE LA PART DE MATHSLIBRES.COM!

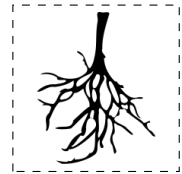
MOTIFS D'HALLOWEEN (H) R PONSES

Coupez et collez le prochain objet qui devrait apparaître dans la suite.


1.




2.



3.



4.




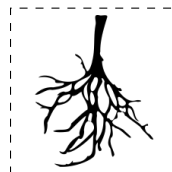


5.



6.



À découper



Images provenant de Openclipart.org

JOYEUSE HALLOWEEN DE LA PART DE MATHSLIBRES.COM!

MOTIFS D'HALLOWEEN (1)

Coupez et collez le prochain objet qui devrait apparaître dans la suite.

1.



2.



3.



4.



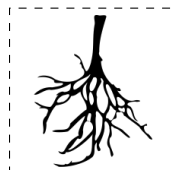

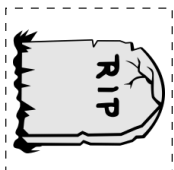
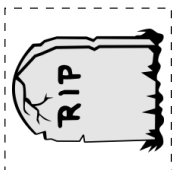
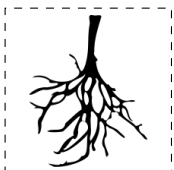
5.



6.



À découper




Images provenant de Openclipart.org

JOYEUSE HALLOWEEN DE LA PART DE MATHSLIBRES.COM!

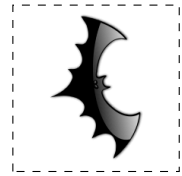
MOTIFS D'HALLOWEEN (D) R PONSES

Coupez et collez le prochain objet qui devrait apparaître dans la suite.

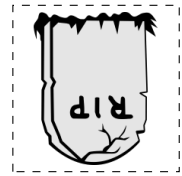
1.



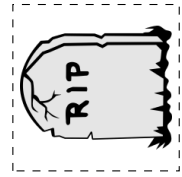
2.



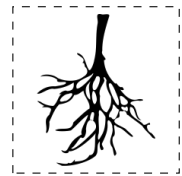

3.



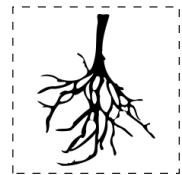
4.



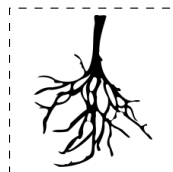
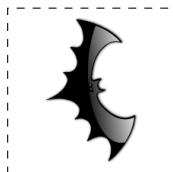

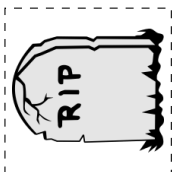
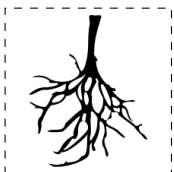
5.



6.



À découper



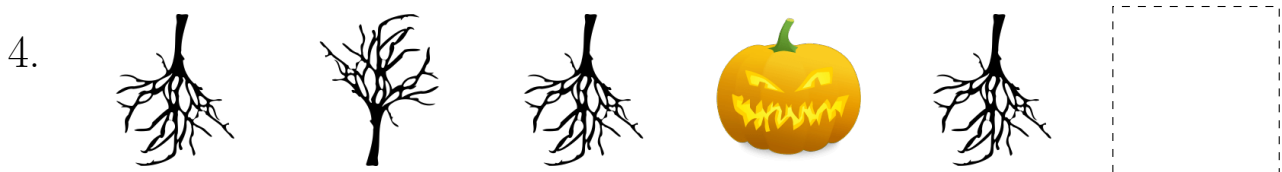



Images provenant de Openclipart.org

JOYEUSE HALLOWEEN DE LA PART DE MATHSLIBRES.COM!

MOTIFS D'HALLOWEEN (J)

Coupez et collez le prochain objet qui devrait apparaître dans la suite.



À découper



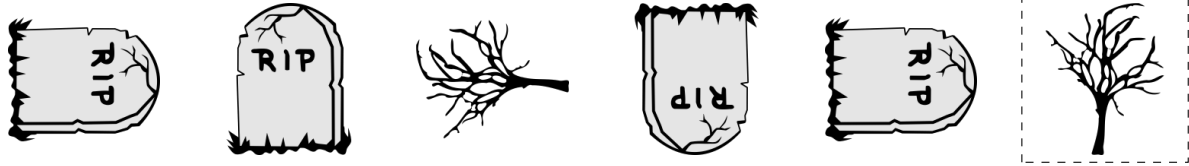
Images provenant de Openclipart.org

JOYEUSE HALLOWEEN DE LA PART DE MATHSLIBRES.COM!


MOTIFS D'HALLOWEEN (J) R PONSES

Coupez et collez le prochain objet qui devrait apparaître dans la suite.


1.



2.




3.




4.




5.



6.



À découper



Images provenant de Openclipart.org

JOYEUSE HALLOWEEN DE LA PART DE MATHSLIBRES.COM!