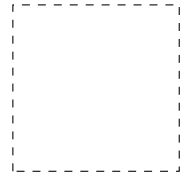


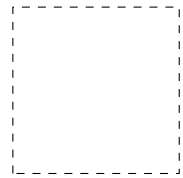
MOTIFS D'HALLOWEEN (E)

Coupez et collez le prochain objet qui devrait apparaître dans la suite.

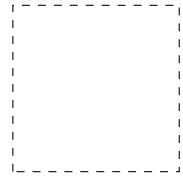
1.



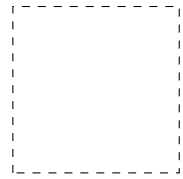


2.



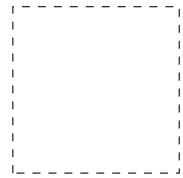

3.



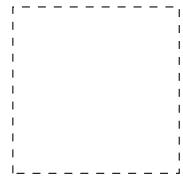

4.




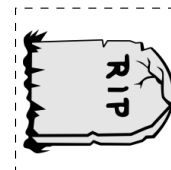



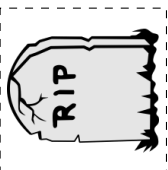
5.



6.



À découper



Images provenant de Openclipart.org

JOYEUSE HALLOWEEN DE LA PART DE MATHSLIBRES.COM!

MOTIFS D'HALLOWEEN (E) R PONSES

Coupez et collez le prochain objet qui devrait apparaître dans la suite.

1.




2.




3.



4.



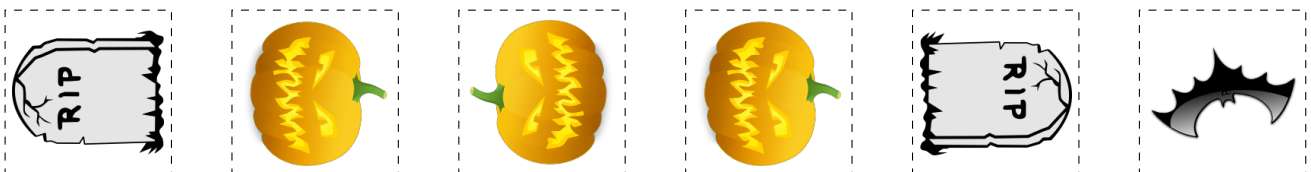
5.



6.



À découper



Images provenant de Openclipart.org

JOYEUSE HALLOWEEN DE LA PART DE MATHSLIBRES.COM!