

MOTIFS D'HALLOWEEN (A)

Coupez et collez le prochain objet qui devrait apparaître dans la suite.

1.





2.



3.




4.



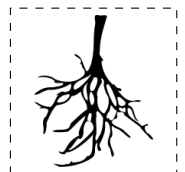
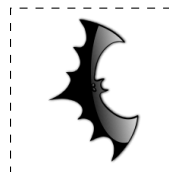

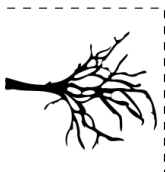
5.



6.



À découper




Images provenant de Openclipart.org

JOYEUSE HALLOWEEN DE LA PART DE MATHSLIBRES.COM!

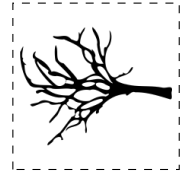
MOTIFS D'HALLOWEEN (A) R PONSES

Coupez et collez le prochain objet qui devrait apparaître dans la suite.

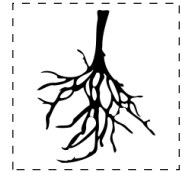
1.



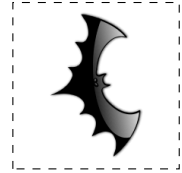


2.



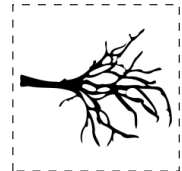
3.



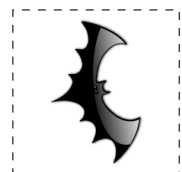

4.



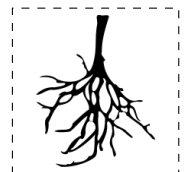
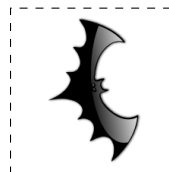
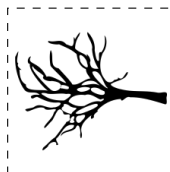

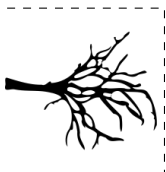
5.



6.



À découper



Images provenant de Openclipart.org

JOYEUSE HALLOWEEN DE LA PART DE MATHSLIBRES.COM!