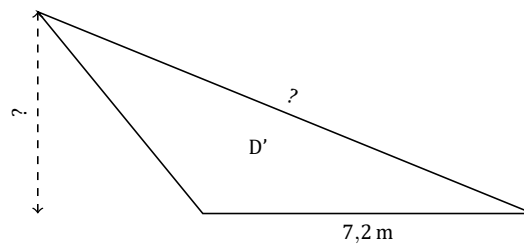
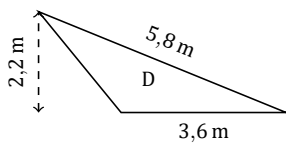
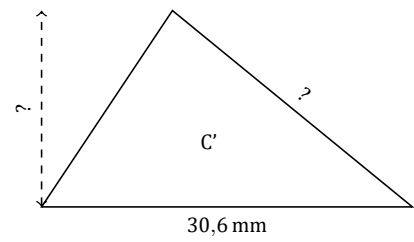
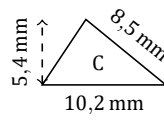
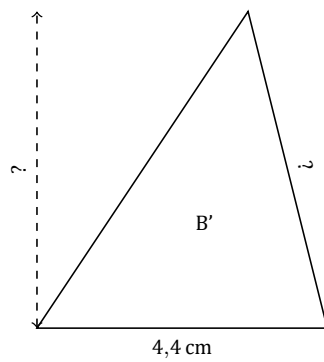
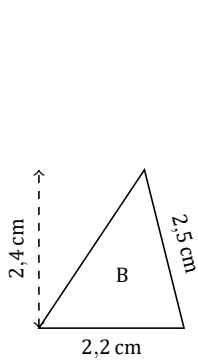
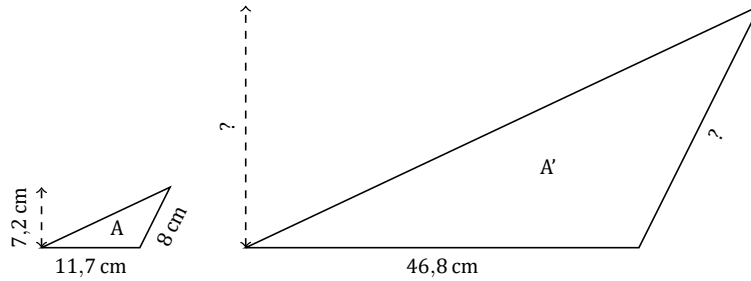


Facteur d'Échelle (E)

Nom: _____

Date: _____

Déterminez le facteur d'échelle pour chaque figure et marquez les longueurs manquantes.



Facteur d'Échelle (E) Réponses

Nom: _____

Date: _____

Déterminez le facteur d'échelle pour chaque figure et marquez les longueurs manquantes.

