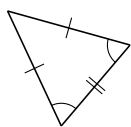
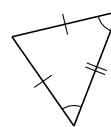
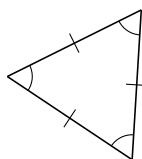


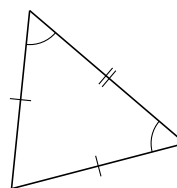
Classification de Triangles (J)

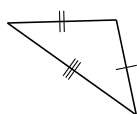
Classifiez chaque triangle à l'aide des mesures de côtés.

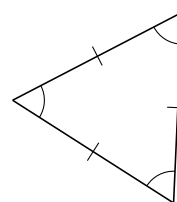


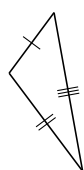


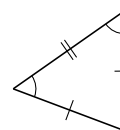


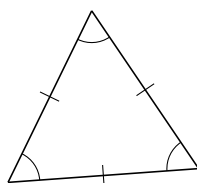


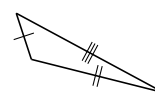






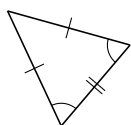




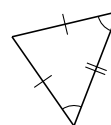


Classification de Triangles (J) Solutions

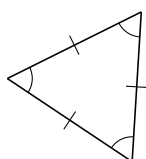
Classifiez chaque triangle à l'aide des mesures de côtés.



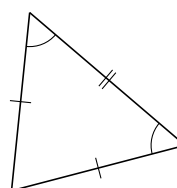
isocèle



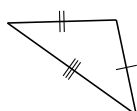
isocèle



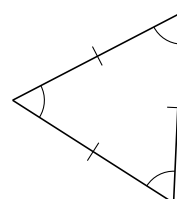
équilatéral



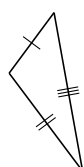
isocèle



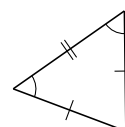
scalène



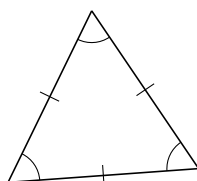
équilatéral



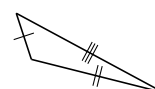
scalène



isocèle



équilatéral



scalène