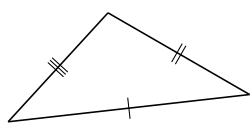
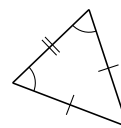
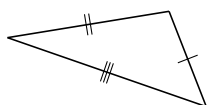


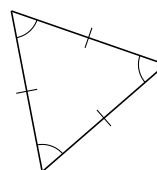
Classification de Triangles (G)

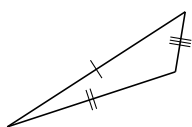
Classifiez chaque triangle à l'aide des mesures de côtés.




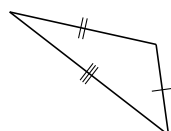


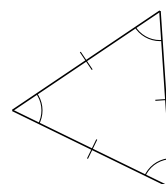


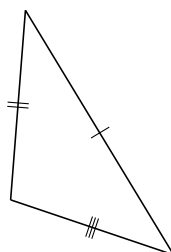


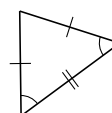






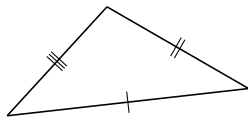




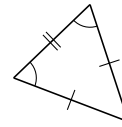


Classification de Triangles (G) Solutions

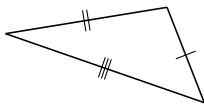
Classifiez chaque triangle à l'aide des mesures de côtés.



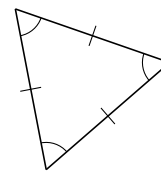
scalène



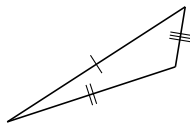
isocèle



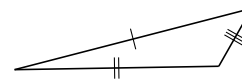
scalène



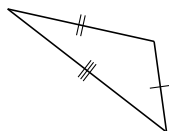
équilatéral



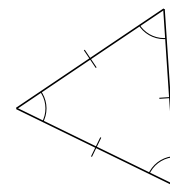
scalène



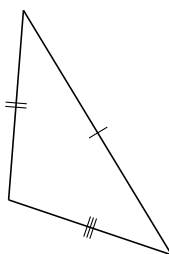
scalène



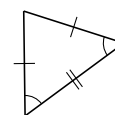
scalène



équilatéral



scalène



isocèle