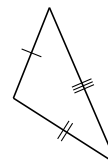
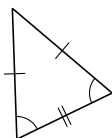
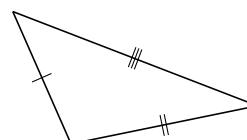
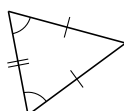
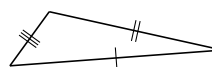
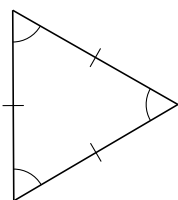
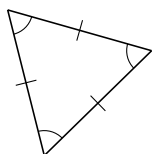
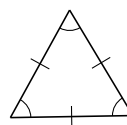
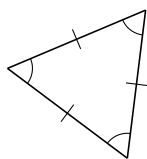


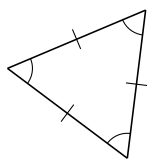
Classification de Triangles (E)

Classifiez chaque triangle à l'aide des mesures de côtés.

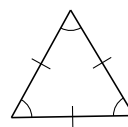


Classification de Triangles (E) Solutions

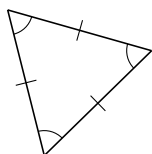
Classifiez chaque triangle à l'aide des mesures de côtés.



équilatéral



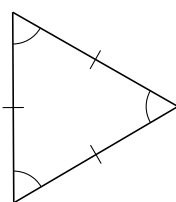
équilatéral



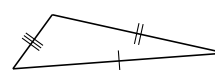
équilatéral



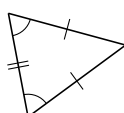
scalène



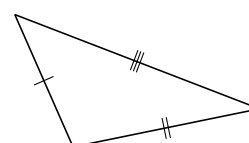
équilatéral



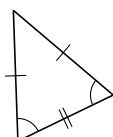
scalène



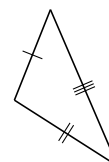
isocèle



scalène



isocèle



scalène