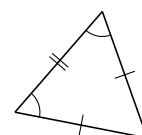
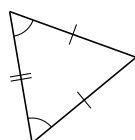
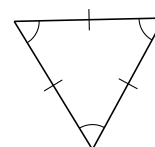
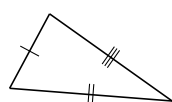
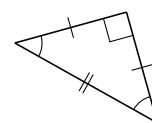
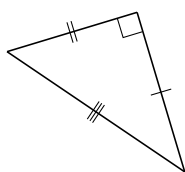
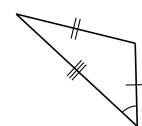
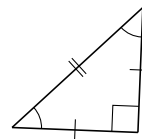
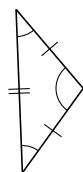


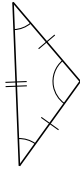
# Classification de Triangles (J)

Classifiez chaque triangle à l'aide des mesures d'angles et de côtés.

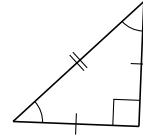


# Classification de Triangles (J) Solutions

Classifiez chaque triangle à l'aide des mesures d'angles et de côtés.



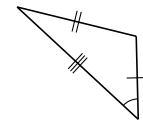
isocèle, obtus



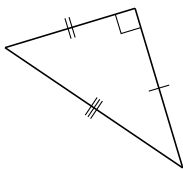
isocèle, droit



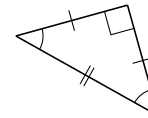
isocèle, obtus



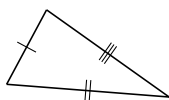
scalène, obtus



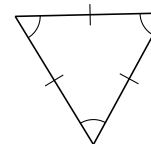
scalène, droit



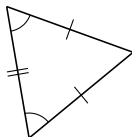
isocèle, droit



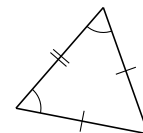
scalène, aigu



équilatéral, aigu



isocèle, aigu



isocèle, aigu