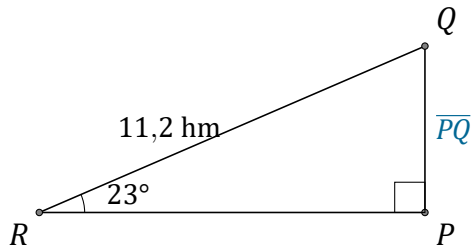


# Rapports Trigonométriques (E)

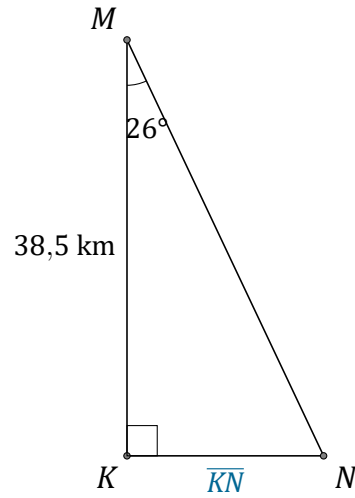
Nom: \_\_\_\_\_

Date: \_\_\_\_\_

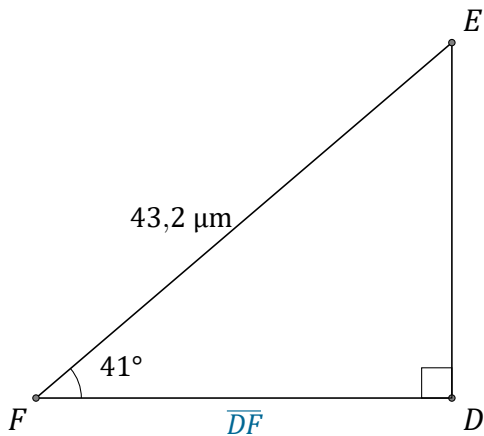
Trouvez la mesure d'un côté avec les rapports trigonométriques.



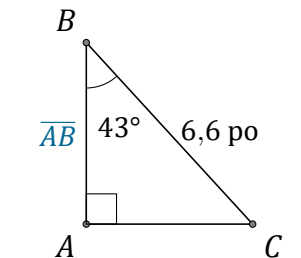
$$\overline{PQ} = \underline{\hspace{2cm}}$$



$$\overline{KN} = \underline{\hspace{2cm}}$$



$$\overline{DF} = \underline{\hspace{2cm}}$$



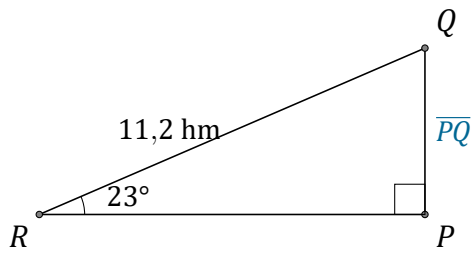
$$\overline{AB} = \underline{\hspace{2cm}}$$

# Rapports Trigonométriques (E) Réponses

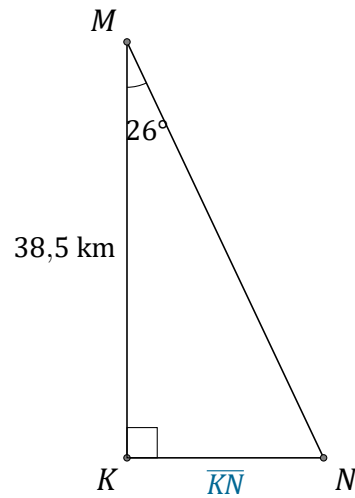
Nom: \_\_\_\_\_

Date: \_\_\_\_\_

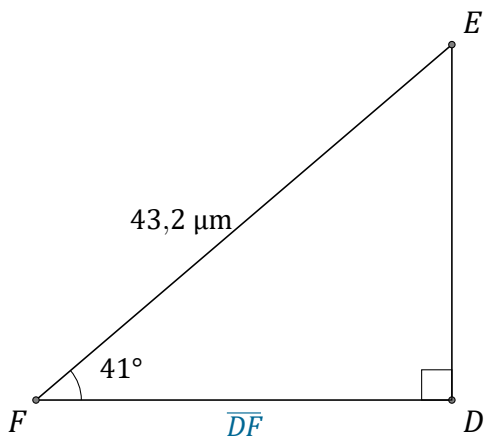
Trouvez la mesure d'un côté avec les rapports trigonométriques.



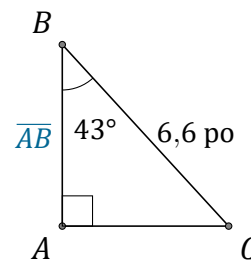
$$\overline{PQ} = \underline{4,4 \text{ hm}}$$



$$\overline{KN} = \underline{18,8 \text{ km}}$$



$$\overline{DF} = \underline{32,6 \mu\text{m}}$$



$$\overline{AB} = \underline{4,8 \text{ po}}$$