

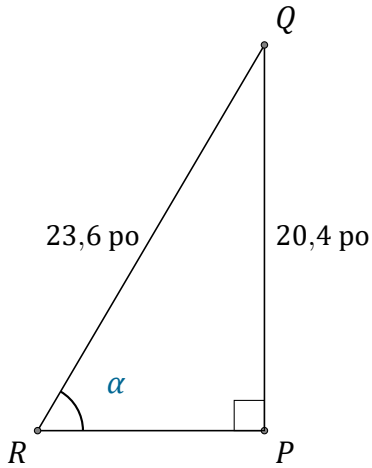
Rapport Trigonométrique Sin (H)

Nom: _____

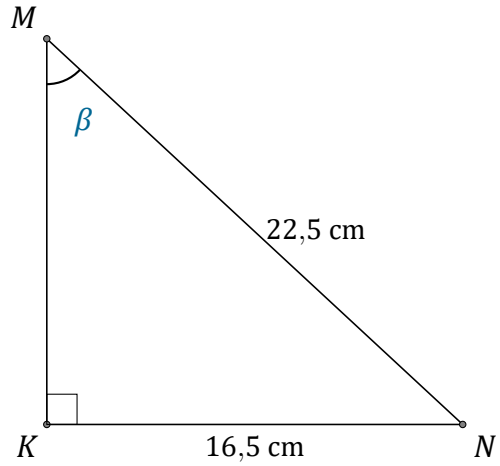
Date: _____

Trouvez la mesure d'un angle ou d'un côté avec le rapport trigonométrique

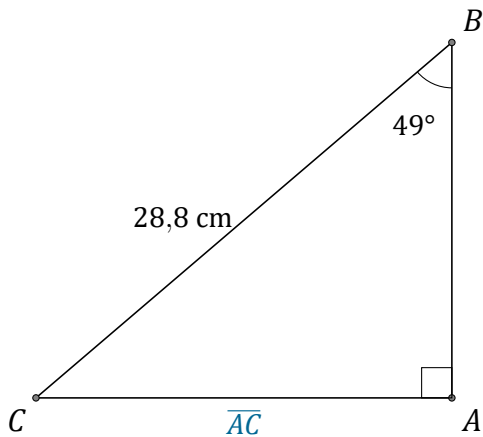
$$\text{sinus: } \sin(\alpha) = \frac{O}{H}$$



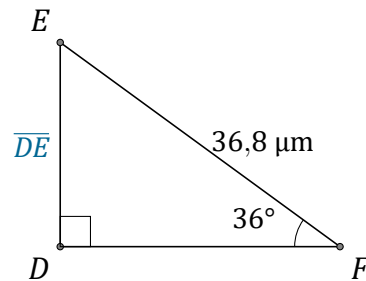
$$\alpha = \angle PRQ = \underline{\hspace{2cm}}$$



$$\beta = \angle KMN = \underline{\hspace{2cm}}$$



$$\overline{AC} = \underline{\hspace{2cm}}$$



$$\overline{DE} = \underline{\hspace{2cm}}$$