

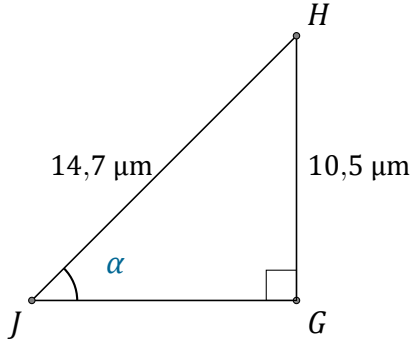
# Rapport Trigonométrique Sin (F)

Nom: \_\_\_\_\_

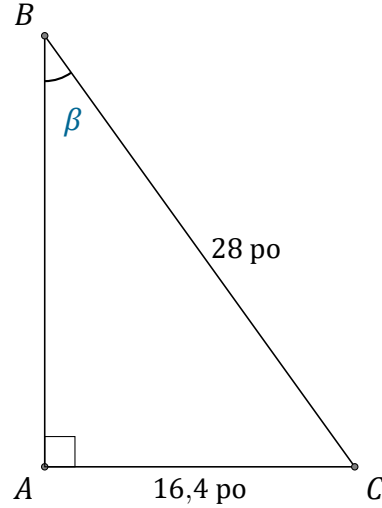
Date: \_\_\_\_\_

Trouvez la mesure d'un angle ou d'un côté avec le rapport trigonométrique

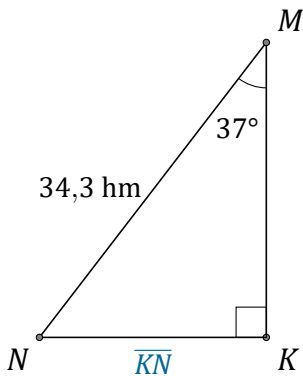
$$\text{sinus: } \sin(\alpha) = \frac{O}{H}$$



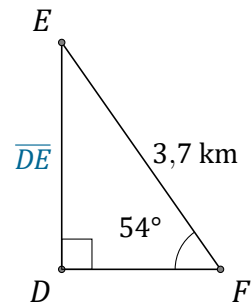
$$\alpha = \angle GJH = \underline{\hspace{2cm}}$$



$$\beta = \angle ABC = \underline{\hspace{2cm}}$$



$$\overline{KN} = \underline{\hspace{2cm}}$$



$$\overline{DE} = \underline{\hspace{2cm}}$$