

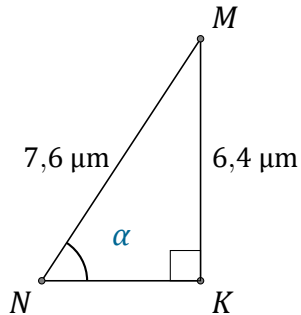
Rapport Trigonométrique Sin (B)

Nom: _____

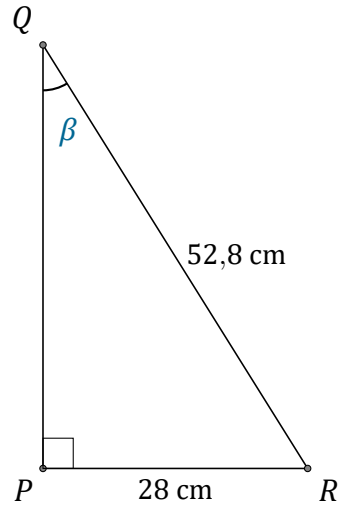
Date: _____

Trouvez la mesure d'un angle ou d'un côté avec le rapport trigonométrique

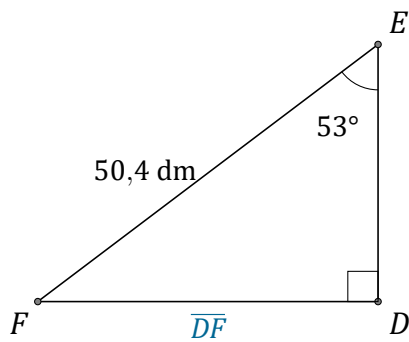
$$\text{sinus: } \sin(\alpha) = \frac{O}{H}$$



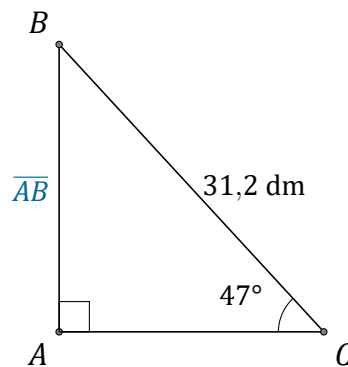
$$\alpha = \angle KNM = \underline{\hspace{2cm}}$$



$$\beta = \angle PQR = \underline{\hspace{2cm}}$$



$$\overline{DF} = \underline{\hspace{2cm}}$$



$$\overline{AB} = \underline{\hspace{2cm}}$$