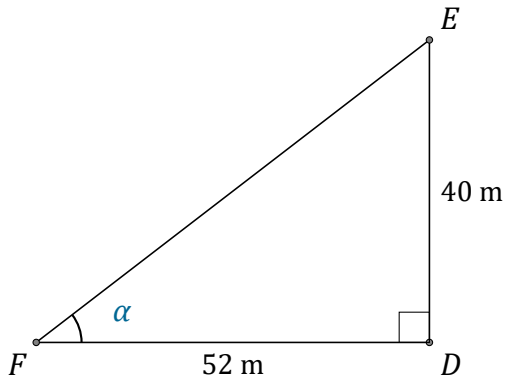


Rapports Trigonométriques (E)

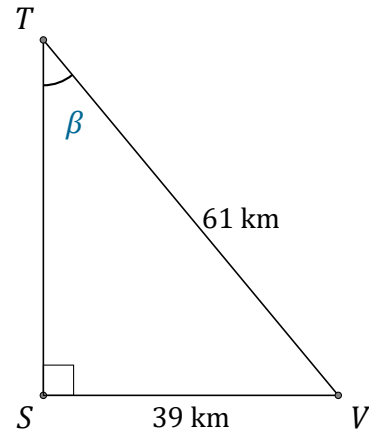
Nom: _____

Date: _____

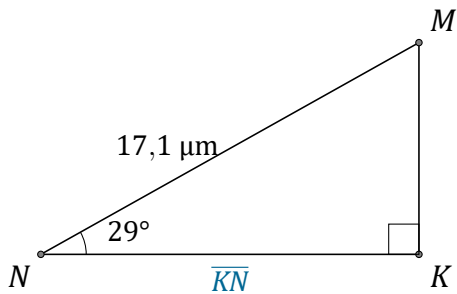
Trouvez la mesure d'un angle ou d'un côté avec les rapports trigonométriques.



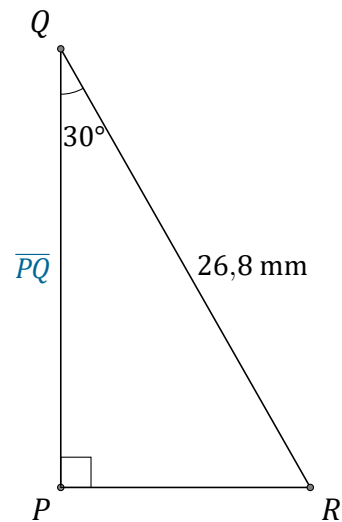
$$\alpha = \angle DFE = \underline{\hspace{2cm}}$$



$$\beta = \angle STV = \underline{\hspace{2cm}}$$



$$\overline{KN} = \underline{\hspace{2cm}}$$



$$\overline{PQ} = \underline{\hspace{2cm}}$$