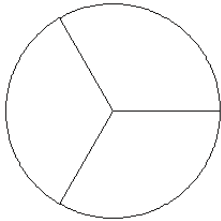


Modèles de Fractions (I)

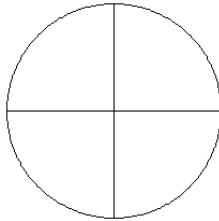
Pour chaque modèle, colorez la portion du cercle représentée par la fraction associée.

1.



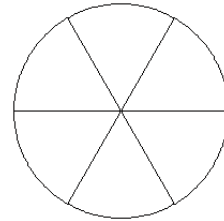
$$\frac{1}{3}$$

2.



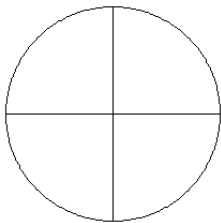
$$\frac{2}{4}$$

3.



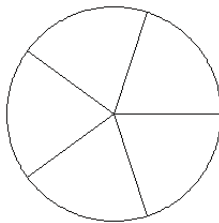
$$\frac{4}{6}$$

4.



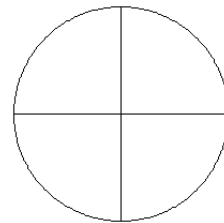
$$\frac{4}{4}$$

5.



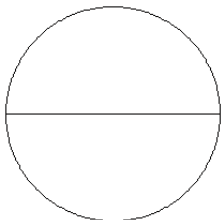
$$\frac{3}{5}$$

6.



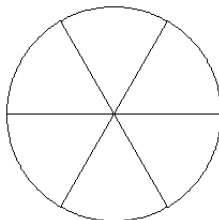
$$\frac{4}{4}$$

7.



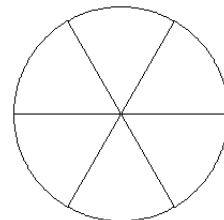
$$\frac{0}{2}$$

8.



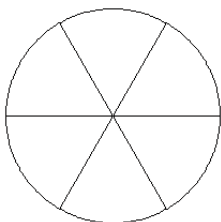
$$\frac{3}{6}$$

9.



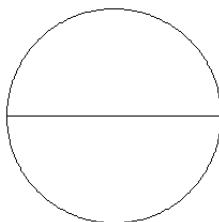
$$\frac{5}{6}$$

10.



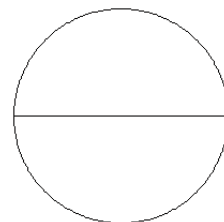
$$\frac{1}{6}$$

11.



$$\frac{1}{2}$$

12.

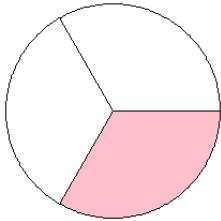


$$\frac{1}{2}$$

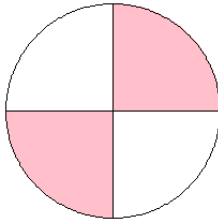
Modèles de Fractions (I) Solutions

Pour chaque modèle, colorez la portion du cercle représentée par la fraction associée.

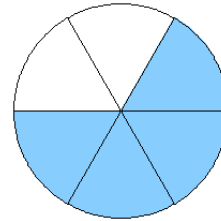
1.



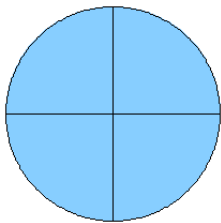
2.



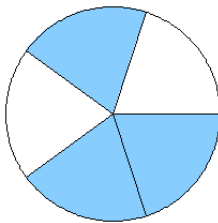
3.



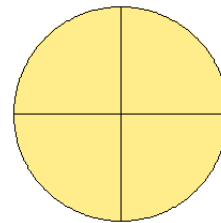
4.



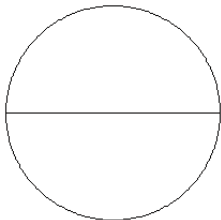
5.



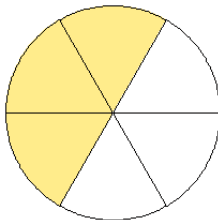
6.



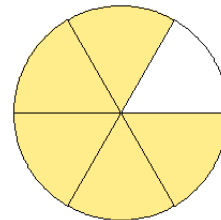
7.



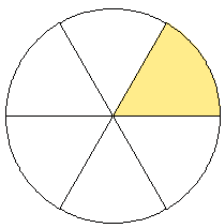
8.



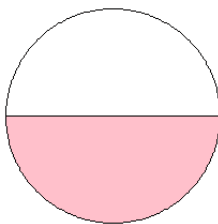
9.



10.



11.



12.

