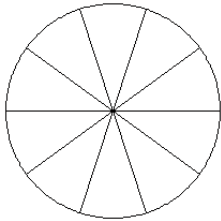


## Modèles de Fractions (J)

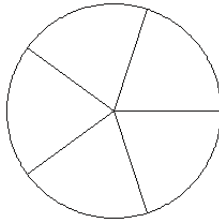
Pour chaque modèle, colorez la portion du cercle représentée par la fraction associée.

1.



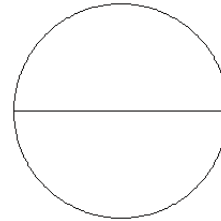
$$\frac{4}{10}$$

2.



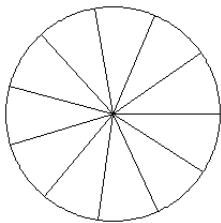
$$\frac{1}{5}$$

3.



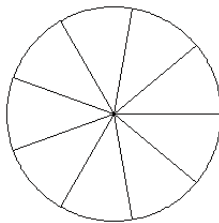
$$\frac{2}{2}$$

4.



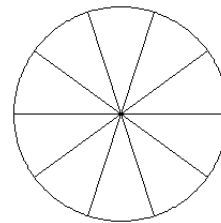
$$\frac{4}{11}$$

5.



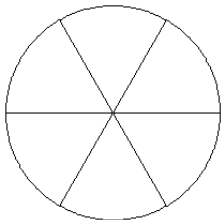
$$\frac{3}{9}$$

6.



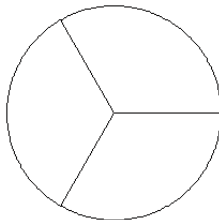
$$\frac{6}{10}$$

7.



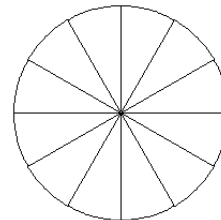
$$\frac{2}{6}$$

8.



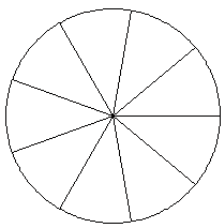
$$\frac{3}{3}$$

9.



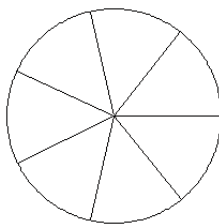
$$\frac{5}{12}$$

10.



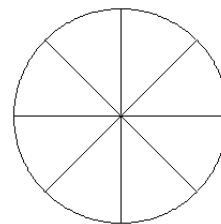
$$\frac{4}{9}$$

11.



$$\frac{5}{7}$$

12.

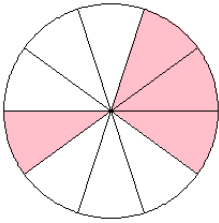


$$\frac{2}{8}$$

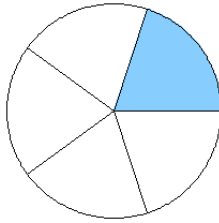
# Modèles de Fractions (J) Solutions

Pour chaque modèle, colorez la portion du cercle représentée par la fraction associée.

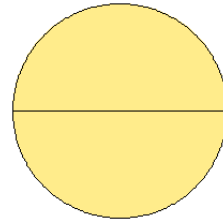
1.



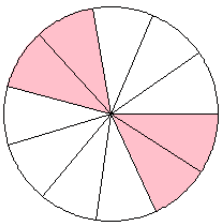
2.



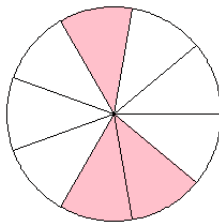
3.



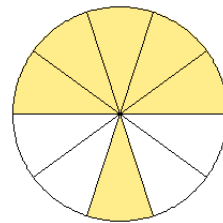
4.



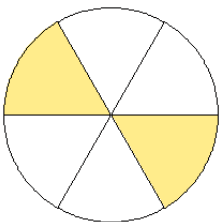
5.



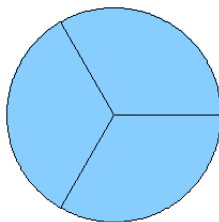
6.



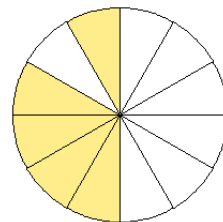
7.



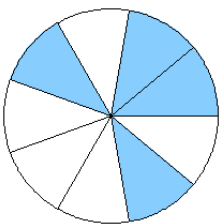
8.



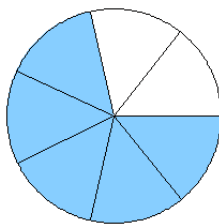
9.



10.



11.



12.

